



**MINES  
for Libraries®**

Measuring the Impact of Networked Electronic Services

**University of Macedonia  
(March - June 2008)**

---

**Association of Research Libraries**

**[www.minesforlibraries.org](http://www.minesforlibraries.org)**





**MINES  
for Libraries®**

Measuring the Impact of Networked Electronic Services

**University of Macedonia  
(March - June 2008)**

---

**Association of Research Libraries**

**[www.minesforlibraries.org](http://www.minesforlibraries.org)**

Association of Research Libraries  
21 Dupont Circle, NW  
Suite 800  
Washington, DC 20036  
Phone 202-296-2296  
Fax 202-872-0884  
<http://www.minesforlibraries.org>  
Copyright © 2008 Association of Research Libraries

## Table of Contents

Contributors.....	7
Executive Summary.....	9
Introduction .....	11
The MINES for Libraries® Methodology .....	12
MINES SURVEY at the University of Macedonia Library .....	13
History of the University of Macedonia Library Involvement and Survey Implementation.....	13
Benefits of the Methodology.....	14
Survey Findings .....	15
Who uses electronic resources? .....	15
Where are users located at the point of use? .....	16
What is the primary purpose of use?.....	17
When are users accessing electronic resources? .....	18
What electronic resources are being used and how important is this resource to the user? .....	20
References .....	25
Data Tables .....	27



## Contributors

### ARL Project Staff:

**Martha Kyriolidou**, Director, Statistics and Service Quality Programs, ARL

**Gary Roebuck**, Technical Operations Manager, ARL

**MaShana Davis**, Technical Communications Liaison, ARL

### University of Macedonia Project Staff:

**Anna Fragkou**, Director

**Filippos Kolovos**, Software Systems Analyst & Engineer

**Nena Alvanoudi**, Reference Librarian

### Project Consultants:

**Brinley Franklin**, Vice Provost for University Libraries, University of Connecticut Libraries

**Terry Plum**, Assistant Dean, Simmons Graduate School of Library and Information Science

## Resources:

MINES for Libraries®: a project from StatsQUAL®

<http://www.minesforlibraries.org>

ARL New Measures Initiatives: MINES for Libraries®

<http://www.arl.org/stats/initiatives/mines/index.shtml>

Association of Research Libraries (ARL)

<http://www.arl.org/>

University of Macedonia Library

<http://www.uom.gr/>





## **Measuring the Impact of Networked Electronic Services (MINES)**

### **March – June 2008 Report**

*Martha Kyrillidou, Director, Statistics and Service Quality Programs, Association of Research Libraries <martha@arl.org>*

*Gary Roebuck, Technical Operations Manager, Association of Research Libraries, <gary@arl.org>*

*MaShana Davis, Technical Communications Liaison, Association of Research Libraries, <mashana@arl.org>*

### **Executive Summary**

- MINES for Libraries®, a transaction-based research methodology consisting of a Web-based survey form and a random moments sampling plan, shows that the University of Macedonia Library's resources are heavily used by undergraduate and postgraduate students (36.1% and 36.4%, respectively).
- The majority of uses are from the Business Administration (17.7%), Economics (15.5%), and Applied Informatics (13.5%) fields.
- More than half of the undergraduate uses was affiliated with the departments of Applied Informatics (22.7%), Economics (13.6%), or International and European, Economics and Social Sciences (17.4%) fields; and more than half of postgraduate uses was affiliated with Economics or Business Administration (18.9% and 32.6%, respectively) fields.
- More access occurred within the walls of the library (37.5%).
- Although, majority of in-library and on-campus use was by the undergraduates and postgraduates, majority of off-campus use by postgraduates (53.2%).
- Undergraduate and postgraduate dissertation writing, non-funded research and other activities dominate (over 80%) the purpose of use for accessing networked electronic resources.



## Introduction

As libraries implement access to electronic resources through portals, collaborations, and consortium arrangements, the MINES for Libraries® protocol offers a convenient way to collect information from users in an environment where they no longer need to physically enter the library in order to access resources (Franklin and Plum, 2004, 2003, 2002). MINES for Libraries® adapts a long-established methodology to account for the use of information resources in the digital environment. The survey is based on methods developed to determine the indirect costs (Franklin, 2001) of conducting grant-funded R&D activities, and was adopted as part of ARL's New Measures program in May 2003.

## University of Macedonia

According to the University of Macedonia Library's Web site, it is a modern academic library that aims to offer meaningful educational and informational resources in response to the demands of a dynamically emerging academic institution. The Library, known as the Library and Information Centre, consists of 7 organic departments handling interlibrary loans and borrowing services, information literacy, collection development, people with disabilities, and online reference services. Setting the primary objectives of providing a multitude of services with an emphasis on online and distance services, the Library and Information Centre catalyzes the limits of physical location through adopting new technological developments and staffing their departments with qualified personnel.

John Cotton Dana, a key figure in 20<sup>th</sup> century librarianship, wrote in 1920:

"All public institutions...should give returns for their costs; and those returns should be in good degree positive, definite, visible and measurable [...] Common sense demands that a publicly-supported institution do something for its supporters and that some part at least of what it does be capable of clear description and downright valuation." <sup>1</sup>

To meet that imperative, the University of Macedonia applied the innovative measurement survey tool, Measuring the Impact of Networked Electronic Services (MINES for Libraries®) to measure its success and impact on the users of the Library. The University of Macedonia is a public institution and the MINES for Libraries® assessment tool assists the institution in providing government funders and campus stakeholders with measurable evidence that the resources and efforts poured into electronic resources have resulted in meeting the expectations of the Library's goals and users' expectations.

---

<sup>1</sup> John Cotton Dana. *The New Museum: Selected Writings* by John Cotton Dana, edited by William Penniston (1999). Quoted in *The 2003 OCLC Environmental Scan: Pattern Recognition* in chapter "The Economic Landscape", Online Computer Library Centre, (Dublin Ohio: OCLC, 2004):30.

## **The MINES for Libraries® Methodology**

MINES for Libraries® is a research methodology that has been used to measure which networked electronic resources of a library or consortium are utilized by a specific category of the patron population (e.g., patron status or university departmental affiliation). It also solicits the patron's location at the time of use, and the purpose of use.

MINES for Libraries® is different from other electronic resource usage measures that quantify total usage, such as Project COUNTER and the Association of Research Libraries' E-metrics initiatives, or how well a library or consortium of libraries makes electronic resources accessible, such as ARL's DigiQUAL® or LibQUAL+®. MINES for Libraries® was adopted by the Association of Research Libraries as part of the "New Measures" toolkit in May, 2003. The primary difference between the MINES for Libraries® approach and many of the other Web-based user surveys is the emphasis on usage. Although user demographic information is collected, the Web survey is really a usage survey, not a user survey. The questions are asked at the point of downloading articles, "meaning uses rather than users, and respondents could answer the survey multiple times during the data collection period" (Connell, Rogers, and Diedrichs, 2005).<sup>2</sup>

The sampling methodology employed in the University of Macedonia Library assessment project is a random moments sampling technique that surveyed users during a three month period using one randomly selected two hour survey period each month.

During the one randomly selected two hour survey period each month, all users were presented with a brief Web-based survey form each time they accessed a networked electronic resource offered through the University of Macedonia Library. The respondent had to choose or select the resource in order to be presented with the survey, therefore memory or impression management errors were avoided. Once the survey was completed, the respondent's browser was forwarded to the desired networked electronic resource. Participation in the survey was mandatory in order to connect to the electronic resource being sought by a user. Because the random moments sampling technique requires samples of only a very small time period (two hours per month), it was important to obtain as high a response rate as possible during the sample period. An ongoing study at another library seems to show that voluntary participation in the survey, or a sample of a sample, does not yield as representative an estimate of total usage as a sample requiring all users to participate (Franklin and Plum, 2005, unpublished data).

MINES has followed the Web survey design guidelines recommended by Dillman (2000), which suggests fourteen principles for the design of Web surveys to mitigate the traditional sources of Web survey error: sampling, coverage, measurement and non-response. To reduce the effects on the respondents of different renderings of the survey by different workstation browsers, the survey

---

<sup>2</sup> This is similar to a recently published study regarding electronic journal use at Ohio State University using OhioLINK resources

used simple text for its questions. The survey is short, with only a few questions, easy to navigate, and plain.

### **MINES SURVEY at the University of Macedonia Library**

ARL project staff and the Library's project staff worked together to develop goals for the survey methodology at the University of Macedonia Library:

- To capture in-library and remote Web usage of the Library's electronic resources in a sound representative sample using the MINES for Libraries® methodology;
- To identify the demographic differences between in-house library users as compared to remote users by status of user;
- To identify users' purposes for accessing the Library's electronic resources (funded research, non-funded research, instruction/education use, student research papers and course work);
- To assist with the evaluation of the project as well as to broaden the scope to capture information for the Libraries' about indirect research costs;
- To develop an infrastructure at the University of Macedonia to make studies of patron usage of networked electronic resources routine, robust and integrated in to the decision-making process.

### **History of the University of Macedonia Library Involvement and Survey Implementation**

The University of Macedonia Library used a customized version of the MINES for Libraries® instrument and methodology previously employed at five academic health sciences libraries, two large main academic libraries in the United States, and a library consortium in Canada as part of ARL's New Measures initiative. These studies were designed and conducted by Brinley Franklin (University of Connecticut) and Terry Plum (Simmons Graduate School of Library and Information Science).

The University of Macedonia wanted to assess the use of electronic resources by different departments and gather evidence to support future allocation of resources for electronic products and services. Key staff from ARL and the University of Macedonia met to discuss how the MINES for Libraries® methodology would help the Library achieve their assessment goals. The two groups collaborated to develop a project plan that consisted of a one-year assessment schedule to implement the MINES for Libraries® methodology in the University Library, and data analysis and reporting. ARL prepared a schedule for random two-hour monthly runs of the survey.

### **Benefits of the Methodology**

The methodology is based on an attempt to capture every user of the service. Without a random sampling plan, in which each user has an equal chance of being included in the sample, we cannot really say anything about the population from which the sample is drawn. The sample based on random moments permits the University of Macedonia to make reliable inferences about the population, and to test hypotheses. The random sampling plan and the mandatory nature of the questions are both required to create a statistically sound study. If the survey is not mandatory, the group of non-respondents is likely to be different from the group of respondents, and we will not know what that difference is. One of the strengths and innovations of this survey technique is that it is based upon actual use, not on predicted, intended, or remembered use.

## Survey Findings

The following is an analysis of data collected from 2,794 responses to the MINES for Libraries® Web-based survey administered from March 11th through June 5th, 2008 at the University of Macedonia. This analysis will attempt to formulate a profile of networked electronic resource users in five dimensions including: who users are in terms of institutional status and department affiliation, where users are located while accessing resources, why uses are accessing a particular resource, when users are accessing resources, and what resources users are accessing.

### Who uses electronic resources?

Figure 1: Frequency by Patron Status (Table 1)

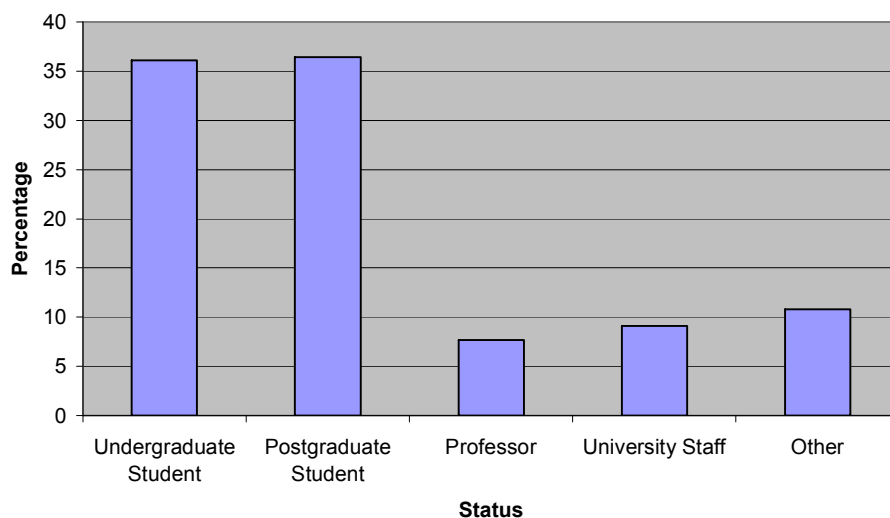
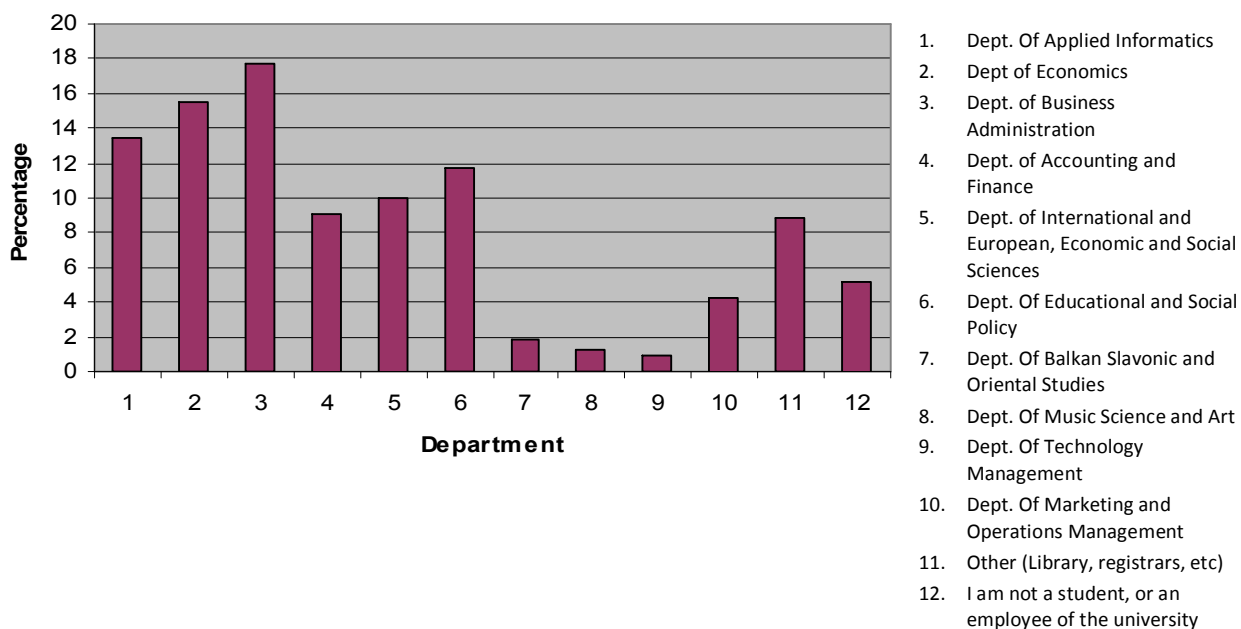


Figure 2: Frequency by Department (Table 2)



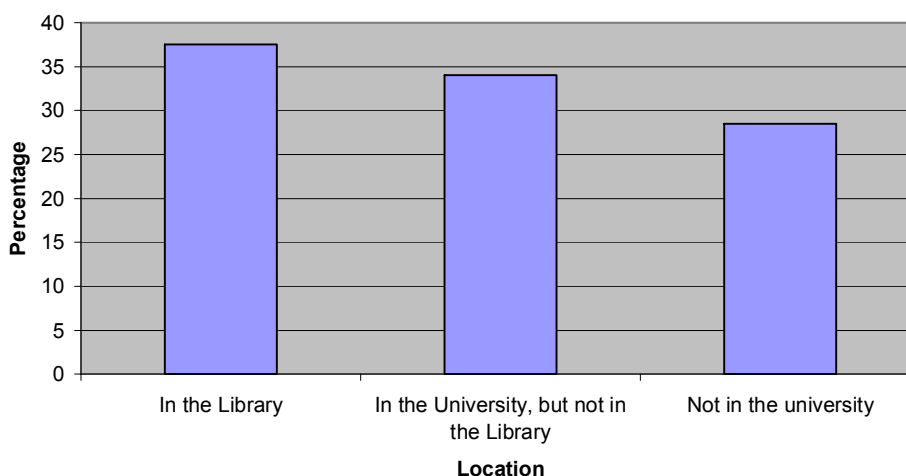
Of the survey respondents, a significant majority (72.5%) were students at the university, either undergraduates (36.1 %) or postgraduates (36.4%). Faculty comprised the smallest group of respondents at 7.7%. Nearly 11% of respondents indicated an affiliation with the university that would fall outside of the categories of student, faculty or staff.

In terms of department affiliation, the departments of Business Administration, Economics, and Applied Informatics comprised nearly half of all respondents (17.7%, 15.5% and 13.5%, respectively). At the other end of the spectrum, the departments Technology Management, Music Science and Art, and Balkan Slavonic and Oriental Studies each comprised less than 2% of respondents (0.9%, 1.3%, and 1.8% respectively).

If responses to patron status are cross referenced with those on department affiliation (*Table 3*), the composition of these groups becomes more apparent. Over half of undergraduate respondents were affiliated with the departments of Applied Informatics, Economics, or International and European, Economic and Social Sciences (22.7%, 13.6% and 17.4% respectively) while over half of postgraduates are affiliated with either the department of Economics or Business Administration (18.9% and 32.6% respectively). Faculty tended to be affiliated with the departments of Economics, Business Administration, or International and European, Economic and Social Sciences (22.3%, 20.5% and 13% respectively). University staff respondents predominantly indicated an 'Other' affiliation (81.4%) which included library staff, registrars, etc. Of the nearly 11% of respondents who indicated that their institutional status was outside of the student, faculty or staff categories (i.e. 'Other'), nearly half (48.5%) indicated a department affiliation of 'I am not a student, or an employee of the university', suggesting that these individuals are truly the 'outside' (i.e. non-university affiliated) users. The other half of the 'Other' status group is affiliated with the university in some non-traditional fashion, a significant percentage (17.6%) with the department of Economics.

### Where are users located at the point of use?

Figure 3. Frequency by Location of Use (Table 4)





As figure 3 illustrates, while the largest percentage (37.5%) of use occurs within the walls of the library, there is not a significant difference in the frequency of access via this location and access via the other two. If the location choices are divided into two categories: in-library or outside of library (the latter comprised of 'Not in the University' and 'In the University, but not in the Library'), a trend emerges. A clear majority (62.5%) of access during the survey period occurred outside of the library with a slight greater tendency for on-campus outside library access rather than off campus access.

Cross reference of the responses to location with those to patron status gives us a bit more insight into the access location practices of various user groups (*Table 5*). There was a clear tendency for in library access by undergraduates (43.6% of group), off-campus use by postgraduates (41.7% of group), outside of library but on-campus use by faculty (55.3% of group), and in-library use by university staff (77.5% of group). The majority of in-library and on-campus outside library use was by both undergraduates and postgraduates but the majority of off-campus use (53.2%) was made by a single class of user: postgraduates.

### What is the primary purpose of use?

Figure 4. Frequency by Purpose of Use (Table 7)

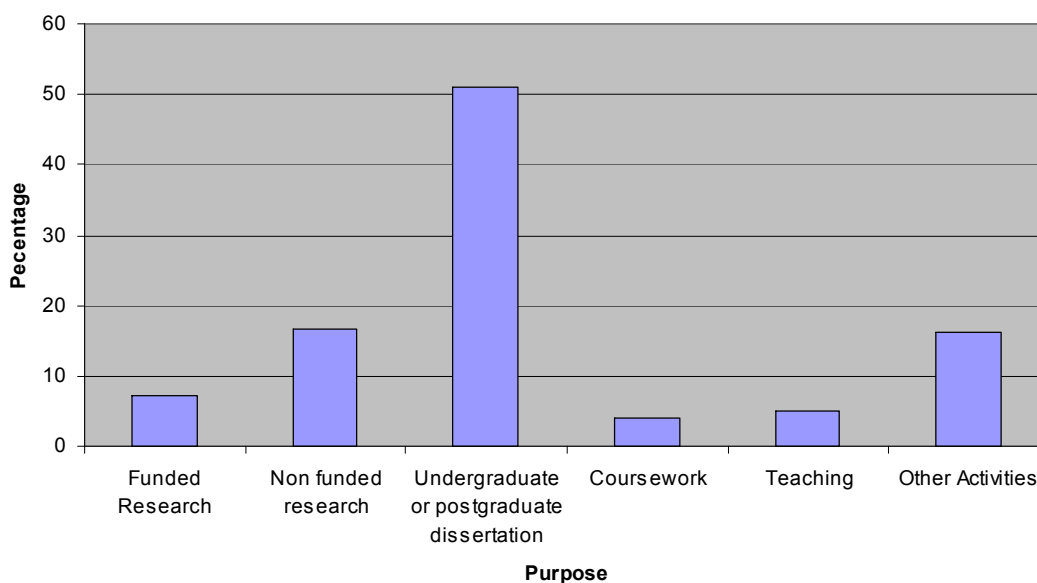


Figure 4 illustrates the dominance (51%) of undergraduate or postgraduate dissertation writing as the purpose for accessing networked electronic resources. The next two most popular purposes were non-funded research and other activities (16.8% and 16.1% respectively). The dominance of the dissertation writing as purpose remains if we isolate the undergraduate and postgraduate groups (59.6% and 73.9% of purpose respectively). However, among faculty respondents non-funded research was the most cited purpose for resource use while 'other

activities' dominated responses from staff and those with 'other' affiliation. Interestingly, nearly half (49.5%) of funded research responses came from undergraduates.

If we cross-reference purpose responses with those on department affiliation (Table 9), the trend indicated in the overall frequency counts (dominance of the dissertation research purpose) continues. Exceptions include: the departments of Economics and Balkan Slavonic and Oriental Studies where non-funded research is a close second to dissertation writing, the department of Technology Management where non-funded research is the most cited purpose, and respondents with other or no department affiliations where 'Other Activities' was the most frequently cited purpose.

Cross-reference of purpose responses with location of users during access (Table 10) confirms most of trends mentioned above. The exception to this is the dominance (over 50% of cases in each purpose group) of in-library access by those who cited 'Funded Research' and 'Other Activities' as their purpose of use.

### When are users accessing electronic resources?

Figure 5: Crosstab – Hour by Month (Table 15)

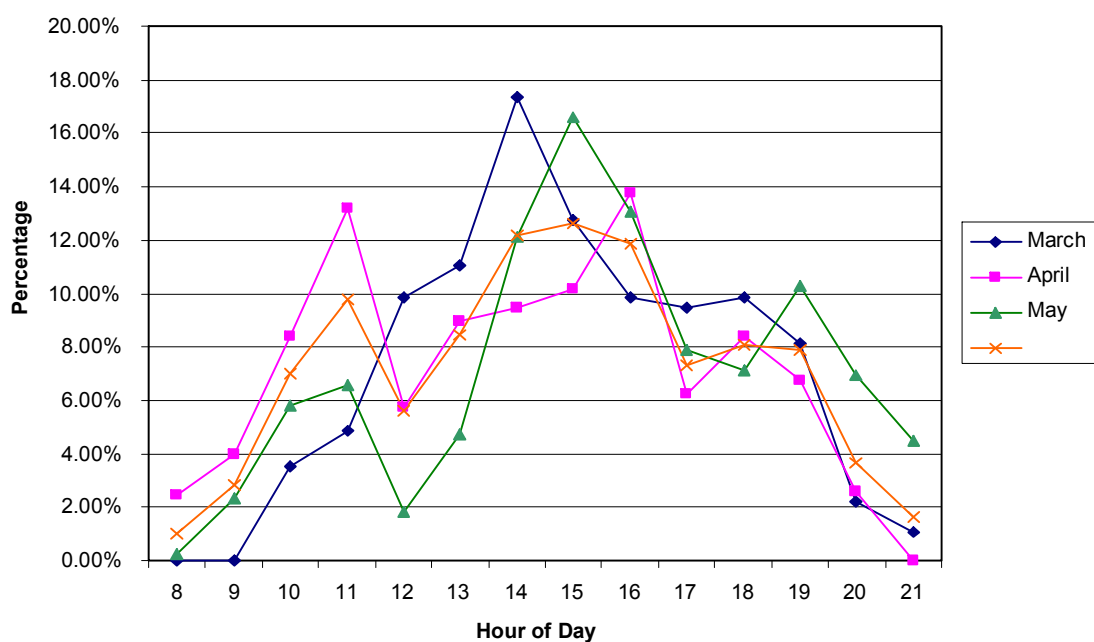


Figure 6: Crosstab – Day by Month (Table 16)

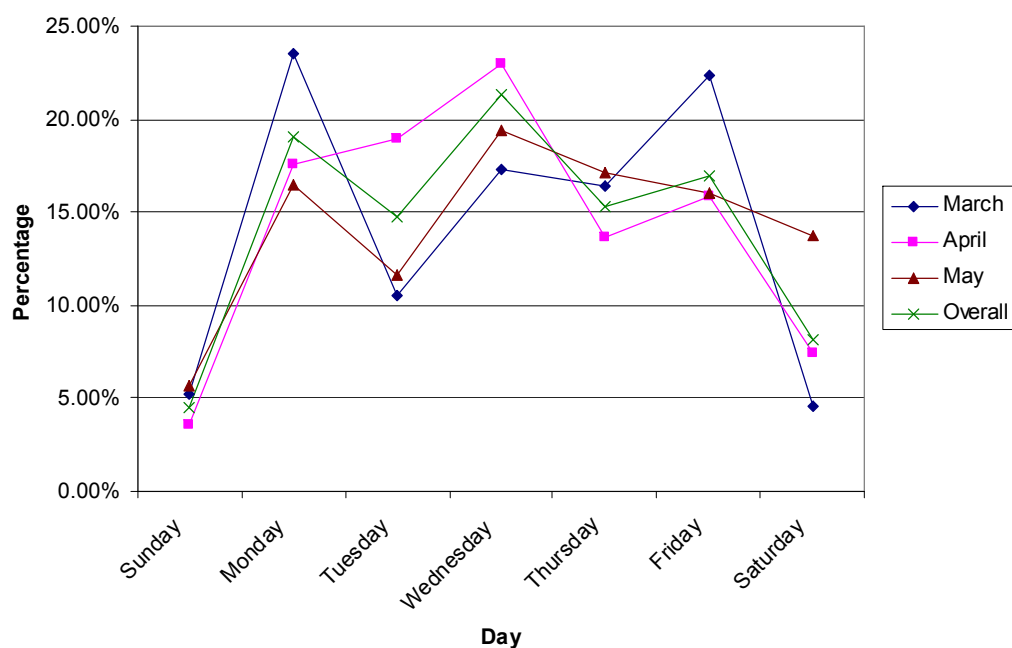
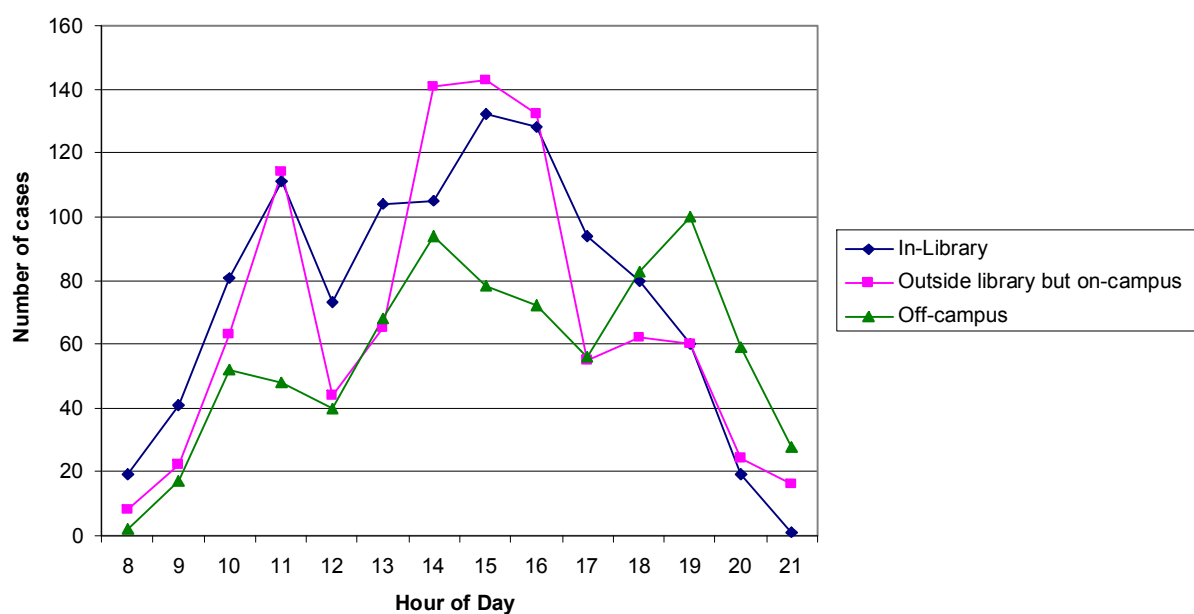


Figure 7: Crosstab – Hour by Location (Table 14)



Analysis of the timestamps of the surveys and resource access requests reveals some temporal usage tendencies. Figure 5 illustrates the existence of three ‘peaks’ in usage volume, the most prominent occurring in the mid-afternoon (2-4pm). Other ‘mini-peaks’ occur around 11am (the month of March is an exception) and between 6pm and 8pm. In terms of day of the week tendencies (Figure 6), there are again three ‘peak’ days, the most prominent occurring on

Wednesdays. There is an early week peak on Mondays (April is the exception) and a late week peak on Fridays (May is the exception). As expected, there is a marked drop in activity during the weekends. Figure 7 illustrates the affect of time of day with mode of access. As expected, in library and on-campus outside library access volumes closely follow each other until being surpassed by off-campus access during the evening hours.

### What electronic resources are being used and how important is this resource to the user?

Figure 8: Frequency and Average Perceived Importance of Requested Resources (top 20 in popularity)

Resource Title	Average of gravity	# of Cases	% of Total
Business Source Complete	7.44	239	8.70%
WorldCat	8.35	65	2.37%
Wilson OmniFile Full Text Select	7.62	61	2.22%
ERIC	7.60	58	2.11%
Eurostat Database	6.87	54	1.97%
Emerald Insight	6.92	50	1.82%
OECD	5.95	43	1.57%
Computer and Information Systems Abstracts	6.50	40	1.46%
EconLit	7.51	39	1.42%
The journal of economic education	6.11	36	1.31%
IEEE Xplore	5.82	34	1.24%
International Statistical Yearbook - ISY	5.79	34	1.24%
Journal of visual impairment & blindness	8.15	33	1.20%
PsycINFO	7.93	28	1.02%
Euromonitor Global Market Information Database	6.54	26	0.95%
American Bibliography of Slavic and East European Studies (ABSEES)	6.84	25	0.91%
British journal of visual impairment	7.80	25	0.91%
Political theory	6.57	23	0.84%
Corporate Benchmarking Financial Analysis (CBFA )	7.00	22	0.80%

Figure 8 illustrates the top 20 most popular resources in terms of user requests. What is peculiar here is that not all of these resources were rated as highly in terms of gravity as one may expect based on their popularity. For example, three of the resources received an average rating under 6.0 (1 being 'not important' and 9 being 'very important').

Figure 9: Crosstab – Resources by Purpose (top 20 in popularity)

Resource Title	Funded Research	Non-Funded Research	Undergraduate or postgraduate dissertation	Coursework	Teaching	Other Activities	Grand Total
Business Source Complete	4	24	174	12	2	23	239
WorldCat		1				64	65
Wilson OmniFile Full Text Select	1	3	47	3		7	61
ERIC		2	41	3	1	11	58
Eurostat Database	2	23	23	2	2	2	54
Emerald Insight	3	8	35		1	3	50
OECD	1	3	26	5		8	43
Computer and Information Systems Abstracts	2	3	14	6	9	6	40
EconLit	3	11	19		1	5	39
The journal of economic education	5	6	18	3		4	36
IEEE Xplore	1	1	7	8	10	7	34
International Statistical Yearbook - ISY	4	8	14	1	1	6	34
Journal of visual impairment & blindness	2	3	26	1	1		33
PsycINFO			24	3		1	28
Euromonitor Global Market Information Database		4	17	2		3	26
American Bibliography of Slavic and East European Studies (ABSEES)	7	2	7		8	1	25
British journal of visual impairment	5	1	19				25
Political theory	5	2	6	1	6	3	23
Corporate Benchmarking Financial Analysis (CBFA )		3	7			12	22

Figure 9 illustrates the dominance of the purpose ‘Undergraduate or Postgraduate dissertation’ among the top 20 resources (14 of the 20). Teaching was the most popular purpose for the resources IEEE Xplore, American Bibliography of Slavic and East European Studies, and Political Theory. ‘Other Activities’ was the most popular purpose for the resources WorldCat and Corporate Benchmarking Financial Analysis.

Figure 10: Crosstab – Resources by Patron Status (Top 20 in popularity)

Resource Title	Undergraduate	Postgraduate	Professor	University Staff	Other	Grand Total
Business Source Complete	82	131	6	5	15	239
WorldCat				62	3	65
Wilson OmniFile Full Text Select	17	34	1	4	5	61
ERIC	20	22	4	3	9	58
Eurostat Database	20	20	8	3	3	54
Emerald Insight	13	32		2	3	50
OECD	17	16	3	4	3	43
Computer and Information Systems Abstracts	26	10		3	1	40

EconLit	14	9	9	3	4	39
The journal of economic education	26	5	2	1	2	36
IEEE Xplore	30	1		3		34
International Statistical Yearbook - ISY	14	14	5		1	34
Journal of visual impairment & blindness	15	17	1			33
PsycINFO	20	7		1		28
Euromonitor Global Market Information Database	14	7	1	2	2	26
American Bibliography of Slavic and East European Studies (ABSEES)	20			5		25
British journal of visual impairment	17	8				25
Political theory	19	1	1	2		23
Corporate Benchmarking Financial Analysis (CBFA )	3	3		10	6	22

Figure 10 illustrates the popularity of the top 20 resources with the various user groups. The top resource (Business Source Complete) is also the top choice of three of the groups: Undergraduates, Postgraduates, and 'Other'. The top choice for faculty was EconLit while the top choice for staff was WorldCat.

Figure 11: Crosstab – Resource by Department (Top 20 in popularity)

1. Dept. Of Applied Informatics 2. Dept. Of Economics 3. Dept. of Business Administration 4. Dept. of Accounting and Finance 5. Dept. of International and European, Economic and Social Sciences with two separate majors International and European Studies and Diplomacy					6. Dept. Of Educational and Social Policy 7. Dept. Of Balkan Slavonic and Oriental Studies 8. Dept. Of Music Science and Art 9. Dept. Of Technology Management 10. Dept. Of Marketing and Operations Management 11. Other (Library, registrars, etc) 12. I am not a student, or an employee of the university								
Resource Title	1	2	3	4	5	6	7	8	9	10	11	12	Grand Total
Business Source Complete	10	17	71	80	31	5	2	1	1	7	5	9	239
WorldCat											65		65
Wilson OmniFile Full Text Select	3		9	17	4	20	1			1	3	3	61
ERIC	2	3	4	2		39		1			2	5	58
Eurostat Database	13	16	7	6	3	3				1	2	3	54
Emerald Insight	1	3	32	1		1				8	4		50
OECD	13	11	4	4	1		1			2	4	3	43
Computer and Information Systems Abstracts	21	1	7	4	2	1					3	1	40
EconLit	3	12	9	6	3					1	4	1	39
The journal of economic education	1	17	10	2					2	1	1	2	36
IEEE Xplore	31	1									2		34
International Statistical Yearbook - ISY	18	10	1		3	1						1	34
Journal of visual impairment & blindness	3	4	1			25							33
PsycINFO				1		26					1		28
Euromonitor Global Market Information Database	4	5	4	7	2				1		2	1	26

1. Dept. Of Applied Informatics 2. Dept. Of Economics 3. Dept. of Business Administration 4. Dept. of Accounting and Finance 5. Dept. of International and European, Economic and Social Sciences with two separate majors International and European Studies and Diplomacy					6. Dept. Of Educational and Social Policy 7. Dept. Of Balkan Slavonic and Oriental Studies 8. Dept. Of Music Science and Art 9. Dept. Of Technology Management 10. Dept. Of Marketing and Operations Management 11. Other (Library, registrars, etc) 12. I am not a student, or an employee of the university								
Resource Title	1	2	3	4	5	6	7	8	9	10	11	12	Grand Total
American Bibliography of Slavic and East European Studies (ABSEES)				1	21						3		25
British journal of visual impairment	2	1	3		1	18							25
Political theory	1		1		20						1		23
Corporate Benchmarking Financial Analysis (CBFA )	1	1	4								11	5	22

Figure 11 illustrates the obvious concentration of resource use in the top 20 to certain departments depending on target content. What is noteworthy here is that some resources (such as Business Source Complete) seem to be used by all affiliations while some (such as WorldCat) seem to be used exclusively by one or two departments.

The following tables (Figures 12 -14) highlight the top resources in terms of access by various groupings.

Figure 12: Top Resources by Purpose

Purpose	Resource - # of requests
Funded Research	<ul style="list-style-type: none"> <li>American Bibliography of Slavic and East European Studies (ABSEES) – 7</li> <li>Omega (Oxford) – 7</li> </ul>
Non-Funded Research	<ul style="list-style-type: none"> <li>Business Source Complete - 24</li> </ul>
Undergraduate or Postgraduate Dissertation	<ul style="list-style-type: none"> <li>Business Source Complete - 174</li> </ul>
Coursework	<ul style="list-style-type: none"> <li>Business Source Complete - 12</li> </ul>
Teaching	<ul style="list-style-type: none"> <li>IEEE Xplore -10</li> </ul>
Other Activity	<ul style="list-style-type: none"> <li>WorldCat -64</li> </ul>

Figure 13: Top Resources by Patron Status

Status	Resource - # of requests
Undergraduate	<ul style="list-style-type: none"> <li>Business Source Complete – 82</li> </ul>
Postgraduate	<ul style="list-style-type: none"> <li>Business Source Complete – 131</li> </ul>
Professor	<ul style="list-style-type: none"> <li>EconLit – 9</li> </ul>
University Staff	<ul style="list-style-type: none"> <li>WorldCat – 62</li> </ul>
Other	<ul style="list-style-type: none"> <li>Business Source Complete – 15</li> </ul>

Figure 14: Top Resources by Department

Status	Resource - # of requests
Dept. Of Applied Informatics	<ul style="list-style-type: none"> <li>IEEE Xplore – 31</li> </ul>
Dept. Of Economics	<ul style="list-style-type: none"> <li>Business Source Complete – 17</li> </ul>
Dept. of Business Administration	<ul style="list-style-type: none"> <li>Business Source Complete – 71</li> </ul>
Dept. of Accounting and Finance	<ul style="list-style-type: none"> <li>Business Source Complete – 80</li> </ul>

Status	Resource - # of requests
Dept. of International and European, Economic and Social Sciences with two separate majors International and European Studies and Diplomacy	▪ Business Source Complete – 31
Dept. Of Educational and Social Policy	▪ ERIC - 39
Dept. Of Balkan Slavonic and Oriental Studies	▪ The American Journal of International Law - 5
Dept. Of Music Science and Art	▪ Grove Music Online - 5
Dept. Of Technology Management	<ul style="list-style-type: none"> <li>▪ The journal of economic education - 2</li> <li>▪ Library, Information Science &amp; Technology Abstracts – LISTA -2</li> <li>▪ MathSciNet (Mathematical Reviews on the Web) - 2</li> <li>▪ EULER: European Libraries and Electronic Resources in Mathematical Sciences - 2</li> <li>▪ Fuzzy Equational Logic - 2</li> <li>▪ Introduction to Fuzzy Logic using MATLAB - 2</li> </ul>
Dept. Of Marketing and Operations Management	▪ Emerald Insight -8
Other (Library, registrars, etc)	▪ WorldCat - 65
I am not a student, or an employee of the university	▪ Business Source Complete - 9



## References

Connell, Tschera Harkness, Sally A. Rodgers, and Carol Pitts Diedrichs. 2005. "OhioLINK Electronic Journal Use at Ohio State University" *portal: Libraries and the Academy* 5 (3): 371-390.

Dillman, Don. A. 2000. *Mail and Internet Surveys, The Tailored Design Method*. 2nd Ed. New York: John Wiley & Sons.

Franklin, Brinley, and Terry Plum. 2004. ["Library usage patterns in the electronic information environment." \*Information Research\*, 9\(4\), paper 187.](http://informationr.net/ir/9-4/paper187.html)  
<http://informationr.net/ir/9-4/paper187.html>

Franklin, Brinley, and Terry Plum. 2003. ["Documenting Usage Patterns of Networked Electronic Services." \*ARL Bimonthly Report\*, No. 230/231 \(October/December\): 20-21.](http://www.arl.org/newsltr/230/usage.html)  
<http://www.arl.org/newsltr/230/usage.html>

Franklin, Brinley, and Terry Plum. 2002. ["Networked Electronic Services Usage Patterns at Four Academic Health Sciences Libraries." \*Performance Measurement and Metrics\* 3\(3\): 123-133.](http://www.emeraldinsight.com/1467-8047.htm)  
<http://www.emeraldinsight.com/1467-8047.htm>

Franklin, Brinley. 2001. ["Academic Research Library Support of Sponsored Research in the United States."](http://www.libqual.org/documents/admin/franklin.pdf) Proceedings of the 4th Northumbria International Conference on Performance Measurement in Libraries and Information Services. Association of Research Libraries, Washington, D.C. <http://www.libqual.org/documents/admin/franklin.pdf>

Koehn, Uwe. 2003. Personal communication. (June 15).



## Data Tables

Table 1: Frequency by Patron Status

Status	Frequency	Percent	Valid Percent	Cumulative Percent
Undergraduate Student	1008	36.1	36.1	36.1
Postgraduate Student	1017	36.4	36.4	72.5
Professor	215	7.7	7.7	80.2
University Staff	253	9.1	9.1	89.2
Other	301	10.8	10.8	100
Total	2794	100	100	

Table 2: Frequency by Department

Department	Frequency	Percent	Valid Percent	Cumulative Percent
Dept. Of Applied Informatics	378	13.5	13.5	13.5
Dept. Of Economics	434	15.5	15.5	29.1
Dept. of Business Administration	494	17.7	17.7	46.7
Dept. of Accounting and Finance	254	9.1	9.1	55.8
Dept. of International and European, Economic and Social Sciences with two separate majors International and European Studies and Diplomacy	279	10	10	65.8
Dept. Of Educational and Social Policy	328	11.7	11.7	77.6
Dept. Of Balkan Slavonic and Oriental Studies	51	1.8	1.8	79.4
Dept. Of Music Science and Art	36	1.3	1.3	80.7
Dept. Of Technology Management	26	0.9	0.9	81.6
Dept. Of Marketing and Operations Management	120	4.3	4.3	85.9
Other (Library, registrars, etc)	248	8.9	8.9	94.8
I am not a student, or an employee of the university	146	5.2	5.2	100
Total	2794	100	100	

Table 3: Crosstab – Department by Status

		<b>Undergraduate Student</b>	<b>Postgraduate Student</b>	<b>Professor</b>	<b>University Staff</b>	<b>Other</b>	<b>Total</b>
Dept. Of Applied Informatics	Count	229	96	26	22	5	378
	% within The department she/he belongs	60.60%	25.40%	6.90%	5.80%	1.30%	100.00%
	% within The kind of user	22.70%	9.40%	12.10%	8.70%	1.70%	13.50%
Dept. Of Economics	Count	137	192	48	4	53	434
	% within The department she/he belongs	31.60%	44.20%	11.10%	0.90%	12.20%	100.00%
	% within The kind of user	13.60%	18.90%	22.30%	1.60%	17.60%	15.50%
Dept. of Business Administration	Count	105	332	44	5	8	494
	% within The department she/he belongs	21.30%	67.20%	8.90%	1.00%	1.60%	100.00%
	% within The kind of user	10.40%	32.60%	20.50%	2.00%	2.70%	17.70%
Dept. of Accounting and Finance	Count	81	152	10	3	8	254
	% within The department she/he belongs	31.90%	59.80%	3.90%	1.20%	3.10%	100.00%
	% within The kind of user	8.00%	14.90%	4.70%	1.20%	2.70%	9.10%
Dept. of International and European, Economic and Social Sciences with two separate majors International and European St	Count	175	50	28	4	22	279
	% within The department she/he belongs	62.70%	17.90%	10.00%	1.40%	7.90%	100.00%
	% within The kind of user	17.40%	4.90%	13.00%	1.60%	7.30%	10.00%
Dept. Of Educational and Social Policy	Count	124	175	18	2	9	328
	% within The department she/he belongs	37.80%	53.40%	5.50%	0.60%	2.70%	100.00%
	% within The kind of user	12.30%	17.20%	8.40%	0.80%	3.00%	11.70%
Dept. Of Balkan Slavonic and Oriental Studies	Count	19	3	13	3	13	51
	% within The department she/he belongs	37.30%	5.90%	25.50%	5.90%	25.50%	100.00%
	% within The kind of user	1.90%	0.30%	6.00%	1.20%	4.30%	1.80%
Dept. Of Music Science and Art	Count	22	3	7	4	0	36
	% within The department she/he belongs	61.10%	8.30%	19.40%	11.10%	0.00%	100.00%

		<b>Undergraduate Student</b>	<b>Postgraduate Student</b>	<b>Professor</b>	<b>University Staff</b>	<b>Other</b>	<b>Total</b>
	% within The kind of user	2.20%	0.30%	3.30%	1.60%	0.00%	1.30%
Dept. Of Technology Management	Count	7	4	13	0	2	26
	% within The department she/he belongs	26.90%	15.40%	50.00%	0.00%	7.70%	100.00%
	% within The kind of user	0.70%	0.40%	6.00%	0.00%	0.70%	0.90%
Dept. Of Marketing and Operations Management	Count	95	6	7	0	12	120
	% within The department she/he belongs	79.20%	5.00%	5.80%	0.00%	10.00%	100.00%
	% within The kind of user	9.40%	0.60%	3.30%	0.00%	4.00%	4.30%
Other (Library, registrars, etc)	Count	14	4	1	206	23	248
	% within The department she/he belongs	5.60%	1.60%	0.40%	83.10%	9.30%	100.00%
	% within The kind of user	1.40%	0.40%	0.50%	81.40%	7.60%	8.90%
I am not a student, or an employee of the university	Count	0	0	0	0	146	146
	% within The department she/he belongs	0.00%	0.00%	0.00%	0.00%	100.00%	100.00%
	% within The kind of user	0.00%	0.00%	0.00%	0.00%	48.50%	5.20%
Total	Count	1008	1017	215	253	301	2794
	% within The department she/he belongs	36.10%	36.40%	7.70%	9.10%	10.80%	100.00%
	% within The kind of user	100.00%	100.00%	100.00%	100.00%	100.00%	100.00%

Table 4: Frequency by Location

	Frequency	Percent	Valid Percent	Cumulative Percent
In the Library	1048	37.5	37.5	37.5
In the University, but not in the Library	949	34	34	71.5
Not in the university	797	28.5	28.5	100
Total	2794	100	100	

Table 5: Crosstab – Status by location

		In the Library	In the University, but not in the Library	Not in the university	Total
Undergraduate Student	Count	439	364	205	1008
	% within The kind of user	43.60%	36.10%	20.30%	100.00%
	% within Where she/he is located	41.90%	38.40%	25.70%	36.10%
Postgraduate Student	Count	250	343	424	1017
	% within The kind of user	24.60%	33.70%	41.70%	100.00%
	% within Where she/he is located	23.90%	36.10%	53.20%	36.40%
Professor	Count	43	119	53	215
	% within The kind of user	20.00%	55.30%	24.70%	100.00%
	% within Where she/he is located	4.10%	12.50%	6.60%	7.70%
University Staff	Count	196	52	5	253
	% within The kind of user	77.50%	20.60%	2.00%	100.00%
	% within Where she/he is located	18.70%	5.50%	0.60%	9.10%
Other	Count	120	71	110	301
	% within The kind of user	39.90%	23.60%	36.50%	100.00%
	% within Where she/he is located	11.50%	7.50%	13.80%	10.80%
Total	Count	1048	949	797	2794
	% within The kind of user	37.50%	34.00%	28.50%	100.00%
	% within Where she/he is located	100.00%	100.00%	100.00%	100.00%

Table 6: Crosstab – Department by Location

		In the Library	In the University, but not in the Library	Not in the university	Total
Dept. Of Applied Informatics	Count	137	170	71	378
	% within The department she/he belongs	36.20%	45.00%	18.80%	100.00%
	% within Where she/he is located	13.10%	17.90%	8.90%	13.50%
Dept. Of Economics	Count	142	235	57	434
	% within The department she/he belongs	32.70%	54.10%	13.10%	100.00%
	% within Where she/he is located	13.50%	24.80%	7.20%	15.50%
Dept. of Business Administration	Count	141	122	231	494
	% within The department she/he belongs	28.50%	24.70%	46.80%	100.00%
	% within Where she/he is located	13.50%	12.90%	29.00%	17.70%
Dept. of Accounting and Finance	Count	43	68	143	254
	% within The department she/he belongs	16.90%	26.80%	56.30%	100.00%
	% within Where she/he is located	4.10%	7.20%	17.90%	9.10%
Dept. of International and European, Economic and Social Sciences with two separate majors International and European St	Count	99	127	53	279
	% within The department she/he belongs	35.50%	45.50%	19.00%	100.00%
	% within Where she/he is located	9.40%	13.40%	6.60%	10.00%
Dept. Of Educational and Social Policy	Count	99	127	102	328
	% within The department she/he belongs	30.20%	38.70%	31.10%	100.00%
	% within Where she/he is located	9.40%	13.40%	12.80%	11.70%
Dept. Of Balkan Slavonic and Oriental Studies	Count	5	41	5	51

		In the Library	In the University, but not in the Library	Not in the university	Total
	% within The department she/he belongs	9.80%	80.40%	9.80%	100.00%
	% within Where she/he is located	0.50%	4.30%	0.60%	1.80%
Dept. Of Music Science and Art	Count	18	6	12	36
	% within The department she/he belongs	50.00%	16.70%	33.30%	100.00%
	% within Where she/he is located	1.70%	0.60%	1.50%	1.30%
Dept. Of Technology Management	Count	7	3	16	26
	% within The department she/he belongs	26.90%	11.50%	61.50%	100.00%
	% within Where she/he is located	0.70%	0.30%	2.00%	0.90%
Dept. Of Marketing and Operations Management	Count	65	23	32	120
	% within The department she/he belongs	54.20%	19.20%	26.70%	100.00%
	% within Where she/he is located	6.20%	2.40%	4.00%	4.30%
Other (Library, registrars, etc)	Count	221	22	5	248
	% within The department she/he belongs	89.10%	8.90%	2.00%	100.00%
	% within Where she/he is located	21.10%	2.30%	0.60%	8.90%
I am not a student, or an employee of the university	Count	71	5	70	146
	% within The department she/he belongs	48.60%	3.40%	47.90%	100.00%
	% within Where she/he is located	6.80%	0.50%	8.80%	5.20%
Total	Count	1048	949	797	2794
	% within The department she/he belongs	37.50%	34.00%	28.50%	100.00%
	% within Where she/he is located	100.00%	100.00%	100.00%	100.00%



Table 7: Frequency by Purpose

	Frequency	Percent	Valid Percent	Cumulative Percent
Funded Research	200	7.2	7.2	7.2
Non funded research	469	16.8	16.8	23.9
Undergraduate or postgraduate dissertation	1425	51	51	74.9
Coursework	114	4.1	4.1	79
Teaching	136	4.9	4.9	83.9
Other Activities	450	16.1	16.1	100
Total	2794	100	100	

Table 8: Crosstab – Status by Purpose

		Funded Research	Non funded research	Undergraduate or postgraduate dissertation	Coursework	Teaching	Other Activities	Total
Undergraduate Student	Count	99	152	601	53	54	49	1008
	% within The kind of user	9.80%	15.10%	59.60%	5.30%	5.40%	4.90%	100.00%
	% within The purpose of using this database	49.50%	32.40%	42.20%	46.50%	39.70%	10.90%	36.10%
Postgraduate Student	Count	56	104	752	46	12	47	1017
	% within The kind of user	5.50%	10.20%	73.90%	4.50%	1.20%	4.60%	100.00%
	% within The purpose of using this database	28.00%	22.20%	52.80%	40.40%	8.80%	10.40%	36.40%
Professor	Count	13	105	18	7	42	30	215
	% within The kind of user	6.00%	48.80%	8.40%	3.30%	19.50%	14.00%	100.00%
	% within The purpose of using this database	6.50%	22.40%	1.30%	6.10%	30.90%	6.70%	7.70%
University Staff	Count	5	19	19	4	21	185	253
	% within The kind of user	2.00%	7.50%	7.50%	1.60%	8.30%	73.10%	100.00%
	% within The purpose of using this database	2.50%	4.10%	1.30%	3.50%	15.40%	41.10%	9.10%
Other	Count	27	89	35	4	7	139	301
	% within The kind of user	9.00%	29.60%	11.60%	1.30%	2.30%	46.20%	100.00%
	% within The purpose of using this database	13.50%	19.00%	2.50%	3.50%	5.10%	30.90%	10.80%
Total	Count	200	469	1425	114	136	450	2794
	% within The kind of user	7.20%	16.80%	51.00%	4.10%	4.90%	16.10%	100.00%
	% within The purpose of using this database	100.00%	100.00%	100.00%	100.00%	100.00%	100.00%	100.00%

Table 9: Crosstab – Department by Purpose

		Funded Research	Non funded research	Undergraduate or postgraduate dissertation	Coursework	Teaching	Other Activities	Total
Dept. Of Applied Informatics	Count	67	74	146	23	38	30	378
	% within The department she/he belongs	17.70%	19.60%	38.60%	6.10%	10.10%	7.90%	100.00%
	% within The purpose of using this database	33.50%	15.80%	10.20%	20.20%	27.90%	6.70%	13.50%
Dept. Of Economics	Count	63	151	156	12	11	41	434
	% within The department she/he belongs	14.50%	34.80%	35.90%	2.80%	2.50%	9.40%	100.00%
	% within The purpose of using this database	31.50%	32.20%	10.90%	10.50%	8.10%	9.10%	15.50%
Dept. of Business Administration	Count	23	78	326	28	10	29	494
	% within The department she/he belongs	4.70%	15.80%	66.00%	5.70%	2.00%	5.90%	100.00%
	% within The purpose of using this database	11.50%	16.60%	22.90%	24.60%	7.40%	6.40%	17.70%
Dept. of Accounting and Finance	Count	6	29	191	11	3	14	254
	% within The department she/he belongs	2.40%	11.40%	75.20%	4.30%	1.20%	5.50%	100.00%
	% within The purpose of using this database	3.00%	6.20%	13.40%	9.60%	2.20%	3.10%	9.10%
Dept. of International and European, Economic and Social Sciences with two separate majors International and European St	Count	13	34	168	8	29	27	279
	% within The department she/he belongs	4.70%	12.20%	60.20%	2.90%	10.40%	9.70%	100.00%
	% within The purpose of using this database	6.50%	7.20%	11.80%	7.00%	21.30%	6.00%	10.00%
Dept. Of Educational and Social Policy	Count	4	10	270	15	7	22	328
	% within The department she/he belongs	1.20%	3.00%	82.30%	4.60%	2.10%	6.70%	100.00%
	% within The purpose of using this database	2.00%	2.10%	18.90%	13.20%	5.10%	4.90%	11.70%
Dept. Of Balkan Slavonic and	Count	2	13	16	3	8	9	51

		Funded Research	Non funded research	Undergraduate or postgraduate dissertation	Coursework	Teaching	Other Activities	Total
Oriental Studies								
	% within The department she/he belongs	3.90%	25.50%	31.40%	5.90%	15.70%	17.60%	100.00%
	% within The purpose of using this database	1.00%	2.80%	1.10%	2.60%	5.90%	2.00%	1.80%
Dept. Of Music Science and Art	Count	0	8	24	1	3	0	36
	% within The department she/he belongs	0.00%	22.20%	66.70%	2.80%	8.30%	0.00%	100.00%
	% within The purpose of using this database	0.00%	1.70%	1.70%	0.90%	2.20%	0.00%	1.30%
Dept. Of Technology Management	Count	2	11	7	1	4	1	26
	% within The department she/he belongs	7.70%	42.30%	26.90%	3.80%	15.40%	3.80%	100.00%
	% within The purpose of using this database	1.00%	2.30%	0.50%	0.90%	2.90%	0.20%	0.90%
Dept. Of Marketing and Operations Management	Count	3	14	90	8	1	4	120
	% within The department she/he belongs	2.50%	11.70%	75.00%	6.70%	0.80%	3.30%	100.00%
	% within The purpose of using this database	1.50%	3.00%	6.30%	7.00%	0.70%	0.90%	4.30%
Other (Library, registrars, etc)	Count	13	14	8	1	19	193	248
	% within The department she/he belongs	5.20%	5.60%	3.20%	0.40%	7.70%	77.80%	100.00%
	% within The purpose of using this database	6.50%	3.00%	0.60%	0.90%	14.00%	42.90%	8.90%
I am not a student, or an employee of the university	Count	4	33	23	3	3	80	146
	% within The department she/he belongs	2.70%	22.60%	15.80%	2.10%	2.10%	54.80%	100.00%
	% within The purpose of using this database	2.00%	7.00%	1.60%	2.60%	2.20%	17.80%	5.20%
Total	Count	200	469	1425	114	136	450	2794
	% within The department she/he belongs	7.20%	16.80%	51.00%	4.10%	4.90%	16.10%	100.00%
	% within The purpose of using	100.00%	100.00%	100.00%	100.00%	100.00%	100.00%	100.00%

		<b>Funded Research</b>	<b>Non funded research</b>	<b>Undergraduate or postgraduate dissertation</b>	<b>Coursework</b>	<b>Teaching</b>	<b>Other Activities</b>	<b>Total</b>
	this database							

Table 10: Crosstab – Purpose by Location

		<b>In the Library</b>	<b>In the University, but not in the Library</b>	<b>Not in the university</b>	<b>Total</b>
<b>Funded Research</b>	Count	105	67	28	200
	% within The purpose of using this database	52.50%	33.50%	14.00%	100.00%
	% within Where she/he is located	10.00%	7.10%	3.50%	7.20%
<b>Non funded research</b>	Count	175	213	81	469
	% within The purpose of using this database	37.30%	45.40%	17.30%	100.00%
	% within Where she/he is located	16.70%	22.40%	10.20%	16.80%
<b>Undergraduate or postgraduate dissertation</b>	Count	448	461	516	1425
	% within The purpose of using this database	31.40%	32.40%	36.20%	100.00%
	% within Where she/he is located	42.70%	48.60%	64.70%	51.00%
<b>Coursework</b>	Count	36	44	34	114
	% within The purpose of using this database	31.60%	38.60%	29.80%	100.00%
	% within Where she/he is located	3.40%	4.60%	4.30%	4.10%
<b>Teaching</b>	Count	40	83	13	136
	% within The purpose of using this database	29.40%	61.00%	9.60%	100.00%
	% within Where she/he is located	3.80%	8.70%	1.60%	4.90%
<b>Other Activities</b>	Count	244	81	125	450
	% within The purpose of using this database	54.20%	18.00%	27.80%	100.00%
	% within Where she/he is located	23.30%	8.50%	15.70%	16.10%
<b>Total</b>	Count	1048	949	797	2794
	% within The purpose of using this database	37.50%	34.00%	28.50%	100.00%
	% within Where she/he is located	100.00%	100.00%	100.00%	100.00%

Table 11: Frequency by Month

	Frequency	Percent	Valid Percent	Cumulative Percent
March	761	27.2	27.2	27.2
April	1085	38.8	38.8	66.1
May	825	29.5	29.5	95.6
June	123	4.4	4.4	100
Total	2794	100	100	

Table 12: Frequency by Hour

Hour	Frequency	Percent	Valid Percent	Cumulative Percent
8	29	1	1	1
9	80	2.9	2.9	3.9
10	196	7	7	10.9
11	273	9.8	9.8	20.7
12	157	5.6	5.6	26.3
13	237	8.5	8.5	34.8
14	340	12.2	12.2	47
15	353	12.6	12.6	59.6
16	332	11.9	11.9	71.5
17	205	7.3	7.3	78.8
18	225	8.1	8.1	86.9
19	220	7.9	7.9	94.7
20	102	3.7	3.7	98.4
21	45	1.6	1.6	100
Total	2794	100	100	

Table 13: Frequency by Day

	Frequency	Percent	Valid Percent	Cumulative Percent
Sunday	126	4.509664	4.509664	4.509664
Monday	532	19.0408	19.0408	23.55047
Tuesday	411	14.71009	14.71009	38.26056
Wednesday	595	21.29563	21.29563	59.55619
Thursday	428	15.31854	15.31854	74.87473
Friday	474	16.96492	16.96492	91.83966
Saturday	228	8.160344	8.160344	100
Total	2794	100	100	

Table 14: Crosstab – Hour by Location

	In the Library	In the University, but not in the Library	Not in the university	Total
8	19	8	2	29
9	41	22	17	80
10	81	63	52	196
11	111	114	48	273
12	73	44	40	157
13	104	65	68	237
14	105	141	94	340
15	132	143	78	353
16	128	132	72	332
17	94	55	56	205
18	80	62	83	225
19	60	60	100	220
20	19	24	59	102
21	1	16	28	45
Total	1048	949	797	2794

Table 15: Crosstab – Hour by Month

	March	% of total	April	% of total	May	% of total	June	% of total	Total	% of total
8		0.00%	27	2.49%	2	0.24%		0.00%	29	1.04%
9		0.00%	43	3.96%	19	2.30%	18	14.63%	80	2.86%
10	27	3.55%	91	8.39%	48	5.82%	30	24.39%	196	7.02%
11	37	4.86%	143	13.18%	54	6.55%	39	31.71%	273	9.77%
12	75	9.86%	62	5.71%	15	1.82%	5	4.07%	157	5.62%
13	84	11.04%	97	8.94%	39	4.73%	17	13.82%	237	8.48%
14	132	17.35%	103	9.49%	100	12.12%	5	4.07%	340	12.17%
15	97	12.75%	110	10.14%	137	16.61%	9	7.32%	353	12.63%
16	75	9.86%	149	13.73%	108	13.09%		0.00%	332	11.88%
17	72	9.46%	68	6.27%	65	7.88%		0.00%	205	7.34%
18	75	9.86%	91	8.39%	59	7.15%		0.00%	225	8.05%
19	62	8.15%	73	6.73%	85	10.30%		0.00%	220	7.87%
20	17	2.23%	28	2.58%	57	6.91%		0.00%	102	3.65%
21	8	1.05%		0.00%	37	4.48%		0.00%	45	1.61%
Total	761	100.00%	1085	100.00%	825	100.00%	123	100.00%	2794	100.00%

Table 16: Crosstab – Day by Month

	March	% of total	April	% of total	May	% of total	June	% of total	Total	% of total
Sunday	40	5.26%	39.00	3.59%	47	5.70%	-	0.00%	126	4.51%
Monday	179	23.52%	191.00	17.60%	136	16.48%	26	21.14%	532	19.04%
Tuesday	80	10.51%	206.00	18.99%	96	11.64%	29	23.58%	411	14.71%
Wednesday	132	17.35%	249.00	22.95%	160	19.39%	54	43.90%	595	21.30%
Thursday	125	16.43%	148.00	13.64%	141	17.09%	14	11.38%	428	15.32%
Friday	170	22.34%	172.00	15.85%	132	16.00%	-	0.00%	474	16.96%
Saturday	35	4.60%	80.00	7.37%	113	13.70%	-	0.00%	228	8.16%
Total	761	100.00%	1,085.00	100.00%	825	100.00%	123	100.00%	2794	100.00%



Table 17: Crosstab – Day of Month by Month

	March	April	May	June	Total
1	0	72	4	0	76
2	0	111	36	26	173
3	0	84	8	29	121
4	0	87	20	54	161
5	0	14	16	14	44
6	0	0	12	0	12
7	0	46	31	0	77
8	0	34	19	0	53
9	0	11	28	0	39
10	0	28	21	0	49
11	22	18	6	0	46
12	44	30	66	0	140
13	39	21	27	0	87
14	125	94	62	0	281
15	12	29	27	0	68
16	24	51	19	0	94
17	84	33	40	0	157
18	33	63	9	0	105
19	51	34	34	0	119
20	39	18	30	0	87
21	32	44	38	0	114
22	8	35	57	0	100
23	11	51	17	0	79
24	53	3	27	0	83
25	25	4	12	0	41
26	37	2	20	0	59
27	47	0	27	0	74
28	13	7	29	0	49
29	15	36	34	0	85
30	5	25	32	0	62
31	42	0	17	0	59
Total	761	1085	825	123	2794

Table 18: Frequency by resource and gravity (items with 2 or more accesses)

Resource Title	Average of gravity	# of Cases	% of Total
Business Source Complete	7.44	239	8.70%
WorldCat	8.35	65	2.37%
Wilson OmniFile Full Text Select	7.62	61	2.22%
ERIC	7.60	58	2.11%
Eurostat Database	6.87	54	1.97%
Emerald Insight	6.92	50	1.82%
OECD	5.95	43	1.57%
Computer and Information Systems Abstracts	6.50	40	1.46%
EconLit	7.51	39	1.42%
The journal of economic education	6.11	36	1.31%
IEEE Xplore	5.82	34	1.24%
International Statistical Yearbook - ISY	5.79	34	1.24%
Journal of visual impairment & blindness	8.15	33	1.20%
PsycINFO	7.93	28	1.02%
Euromonitor Global Market Information Database	6.54	26	0.95%
American Bibliography of Slavic and East European Studies (ABSEES)	6.84	25	0.91%
British journal of visual impairment	7.80	25	0.91%
Political theory	6.57	23	0.84%
Corporate Benchmarking Financial Analysis (CBFA )	7.00	22	0.80%
ABI/Inform Global Full Text	6.80	20	0.73%
ACM Digital Library	5.20	20	0.73%
ACM Guide to Computing Literature	6.50	18	0.66%
World Development Indicators Online (WDI Online)	6.47	17	0.62%
The Journal of finance	5.19	16	0.58%
British journal of special education	7.80	15	0.55%
The American economic review	7.47	15	0.55%
Blackwell Synergy	8.21	14	0.51%
Credit	5.36	14	0.51%
Journal of Productivity Analysis	4.64	14	0.51%
Supply Chain Management: An International Journal	7.62	13	0.47%
Visual Impairment Research	8.00	13	0.47%
Annals of tourism research	8.64	11	0.40%
AACE international transactions	6.00	10	0.36%
Elsevier ScienceDirect	7.90	10	0.36%
Harvard business review	6.50	10	0.36%
International Journal of Sports Marketing and Sponsorship	6.80	10	0.36%
The Academy of Management review	6.20	10	0.36%
The journal of supply chain management	8.33	9	0.33%
AABT Clinical Assessment Series	5.75	8	0.29%
Applied economics	6.63	8	0.29%
Applied Economics Letters	9.00	8	0.29%
Guidance & Counselling	5.50	8	0.29%
Historical materialism	9.00	8	0.29%
International Journal of Service Industry Management	9.00	8	0.29%
Journal of Learning Disabilities	7.38	8	0.29%

Resource Title	Average of gravity	# of Cases	% of Total
Journal of retailing	8.00	8	0.29%
Public budgeting and finance	5.13	8	0.29%
The review of income and wealth	4.00	8	0.29%
Tourism management	8.38	8	0.29%
ΕΣΥΕ Στατιστικά Στοιχεία	5.25	8	0.29%
Τιμές Χρηματιστηρίου Αθηνών (Athens Exchange Prices)	7.88	8	0.29%
Applied financial economics	5.71	7	0.25%
Journal of Travel and Tourism Marketing	8.71	7	0.25%
Omega (Oxford)	8.00	7	0.25%
The Rand journal of economics	7.14	7	0.25%
Academy of Management journal	7.33	6	0.22%
Analyst (Jstor)	6.83	6	0.22%
British journal of management	8.67	6	0.22%
Cambridge Journals Online	8.67	6	0.22%
Dissertation Abstracts International	7.50	6	0.22%
DOAJ: Directory of Open Access Journals	5.17	6	0.22%
FreeFullText.com	6.00	6	0.22%
Grove Music Online	7.33	6	0.22%
Informaworld	6.00	6	0.22%
International Journal of Physical Distribution & Logistics Management	7.50	6	0.22%
Scopus	5.83	6	0.22%
The journal of economic perspectives	8.67	6	0.22%
The Journal of political economy	7.33	6	0.22%
Wiley Interscience	6.50	6	0.22%
Adelphi papers	7.00	5	0.18%
British Journal of Guidance and Counselling	6.80	5	0.18%
European management journal	9.00	5	0.18%
Exceptional children	7.80	5	0.18%
Human relations (Sage)	5.80	5	0.18%
Inspec	7.00	5	0.18%
International Financial Statistics Online Service	5.60	5	0.18%
Journal of Leisure Research	7.60	5	0.18%
Journal of monetary economics	8.80	5	0.18%
Journal of Refugee Studies	9.00	5	0.18%
Journal of Regulatory Economics	8.20	5	0.18%
Journal of Southern Europe and the Balkans	6.00	5	0.18%
Long range planning	8.00	5	0.18%
OECD Health Data	9.00	5	0.18%
Problems of Economic Transition	8.00	5	0.18%
Quarterly journal of economics	9.00	5	0.18%
The American Journal of International Law	9.00	5	0.18%
The European Library	5.40	5	0.18%
The Journal of Special Education	7.60	5	0.18%
The New York times magazine	4.00	5	0.18%
United Nations Statistical Databases	5.60	5	0.18%
Web of Science	7.40	5	0.18%

Resource Title	Average of gravity	# of Cases	% of Total
Work and Occupations	7.20	5	0.18%
ABA Bank Marketing	5.25	4	0.15%
Accounting and the public interest	5.50	4	0.15%
Administrative science quarterly	7.25	4	0.15%
American Visions	8.00	4	0.15%
Applied psychology (Blackwell)	5.00	4	0.15%
Art Index	8.25	4	0.15%
Business Research: Case Studies and Surveys	6.25	4	0.15%
Classical philology	8.00	4	0.15%
Current Issues in Tourism	8.50	4	0.15%
Dyslexia	7.25	4	0.15%
Economic systems research : journal of the International Input-Output Association	3.00	4	0.15%
European economic review	6.50	4	0.15%
European Journal of Special Needs Education	7.50	4	0.15%
European Security	3.25	4	0.15%
Human Resource Development Quarterly	6.00	4	0.15%
IMF staff papers (1999)	7.50	4	0.15%
Interfaces	8.00	4	0.15%
Journal of Applied Phycology	3.00	4	0.15%
Journal of applied psychology	4.00	4	0.15%
Journal of business finance & accounting	6.00	4	0.15%
Journal of fashion marketing and management	6.25	4	0.15%
Journal of financial economics	8.25	4	0.15%
Journal of Small Business and Enterprise Development	9.00	4	0.15%
Journal of Travel Research	9.00	4	0.15%
Library, Information Science & Technology Abstracts - LISTA	8.25	4	0.15%
Media News Analysis: The New York Times Is Set to Purchase About.com	4.50	4	0.15%
Monthly Review	8.75	4	0.15%
NBER Working Paper Series - National Bureau of Economic Research	9.00	4	0.15%
OCLC Union Lists of Periodicals	9.00	4	0.15%
OECD Economic Outlook Database	6.50	4	0.15%
OECD's Corporate Data Environment (CDE)	6.75	4	0.15%
Organizational behavior and human decision processes	6.75	4	0.15%
Personnel psychology	4.75	4	0.15%
Scirus	4.00	4	0.15%
Sociological Abstracts	6.75	4	0.15%
SpringerLink	6.50	4	0.15%
The accounting review	7.75	4	0.15%
The American music teacher	7.75	4	0.15%
The China Quarterly	9.00	4	0.15%
The Impact of FDI on Economic Growth	4.75	4	0.15%
The journal of management studies	9.00	4	0.15%
The journal of services marketing	8.25	4	0.15%
The leadership quarterly	4.75	4	0.15%

Resource Title	Average of gravity	# of Cases	% of Total
World Economic Outlook Database IMF - International Monetary Fund	5.00	4	0.15%
Εθνικό Αρχείο Διδακτορικών Διατριβών	7.50	4	0.15%
Ελληνική Οικονομία σε Αριθμούς, Η	7.25	4	0.15%
Ένωση Ελληνικών Τραπεζών	7.50	4	0.15%
Accounting, Auditing, & Accountability Journal	7.33	3	0.11%
Agricultural economics : the journal of the International Association of Agricultural Economists (Blackwell)	6.00	3	0.11%
American Journal of Community Psychology	5.00	3	0.11%
Association of Learned and Professional Society Publishers (ALPSP) Journals Collection	5.67	3	0.11%
Autism	4.33	3	0.11%
Board Leadership	1.67	3	0.11%
British journal of learning disabilities	6.67	3	0.11%
Broadcasting & Cable	8.00	3	0.11%
Comparative strategy	5.33	3	0.11%
Corporate Governance (Emerald Group Publishing)	5.67	3	0.11%
CSA Neurosciences Abstracts	6.33	3	0.11%
EdStats	5.67	3	0.11%
Educational and psychological measurement	3.00	3	0.11%
Entering Emerging Markets	7.00	3	0.11%
Europa: η δικτυακή πύλη της Ευρωπαϊκής Ένωσης	5.00	3	0.11%
European review of agricultural economics	8.00	3	0.11%
European Sport Management Quarterly	9.00	3	0.11%
Foreign Affairs	8.33	3	0.11%
Human Resource Management	5.00	3	0.11%
ICAP Data	5.33	3	0.11%
INFOMINE	7.00	3	0.11%
International Journal of Operations & Production Management	9.00	3	0.11%
International Journal of Retail & Distribution Management	8.67	3	0.11%
International journal of special education	7.33	3	0.11%
International Security	8.67	3	0.11%
International Trade Center	5.67	3	0.11%
JMR, Journal of marketing research	5.67	3	0.11%
Journal for Research in Mathematics Education	8.00	3	0.11%
Journal of accounting and economics	9.00	3	0.11%
Journal of American culture (Blackwell)	7.67	3	0.11%
Journal of Autism and Developmental Disorders	8.00	3	0.11%
Journal of Consumer Behaviour	7.00	3	0.11%
Journal of Counseling and Development : JCD	5.67	3	0.11%
Journal of econometrics	6.67	3	0.11%
Journal of health economics	9.00	3	0.11%
Journal of international management	8.33	3	0.11%
Journal of money, credit, and banking (Ohio State University Press)	8.67	3	0.11%
Journal of personality and social psychology	7.00	3	0.11%
Journal of Strategic Studies	8.67	3	0.11%
JSTOR: the scholarly journal archive	6.00	3	0.11%

Resource Title	Average of gravity	# of Cases	% of Total
Learning disability quarterly : journal of the Division for Children with Learning Disabilities	6.67	3	0.11%
Main Economic Indicators Database	6.33	3	0.11%
MathSciNet (Mathematical Reviews on the Web)	9.00	3	0.11%
MIS quarterly	6.00	3	0.11%
Neuroscience and biobehavioral reviews	8.00	3	0.11%
OECD Education Statistics	5.00	3	0.11%
RILM Abstracts of Music Literature	6.00	3	0.11%
South-Eastern Europe Journal of Economics (SEEJE)	3.00	3	0.11%
Strategic HR Review	5.33	3	0.11%
The economic journal : the quarterly journal of the Royal Economic Society	8.00	3	0.11%
The international journal of human resource management	6.00	3	0.11%
The Journal of Consumer Marketing	8.33	3	0.11%
Total quality management	7.00	3	0.11%
Women in Management Review	4.67	3	0.11%
Written Communication	8.00	3	0.11%
19th-Century Music	9.00	2	0.07%
AACE journal	8.00	2	0.07%
ABA banking journal	4.00	2	0.07%
Accounting horizons	6.50	2	0.07%
Accounting, organizations and society	8.00	2	0.07%
Advanced Manufacturing	5.50	2	0.07%
Advances in Speech Language Pathology	8.50	2	0.07%
Advertising age	3.50	2	0.07%
Agricultural economics : the journal of the International Association of Agricultural Economists (Elsevier)	1.00	2	0.07%
AgZines	6.50	2	0.07%
Airline business	8.50	2	0.07%
American educational research journal	5.50	2	0.07%
American journal of agricultural economics	8.00	2	0.07%
American journal on mental retardation	7.00	2	0.07%
Anthropological Quarterly	9.00	2	0.07%
Antitrust Bulletin	8.00	2	0.07%
Antitrust Law Journal	6.50	2	0.07%
Apparel industry magazine	2.50	2	0.07%
Applied research in mental retardation	9.00	2	0.07%
Asia Pacific Journal of Tourism Research	9.00	2	0.07%
ATA Journal of Legal Tax Research	5.50	2	0.07%
B2B Brand Management	7.00	2	0.07%
Beverage World	2.50	2	0.07%
Biomedical digital libraries	3.50	2	0.07%
Biotechnology and Bioengineering Abstracts	9.00	2	0.07%
Black Book - Digital's Downsides for Media	3.50	2	0.07%
Britannia	8.00	2	0.07%
Broadwoven Fabrics and Other Textiles Industry Yearbook	4.00	2	0.07%
Budgeting: A Comparative Theory of Budgetary Processes	4.00	2	0.07%

Resource Title	Average of gravity	# of Cases	% of Total
Business 2010	6.00	2	0.07%
Business and Company Resource Center	8.00	2	0.07%
Business Franchise	7.00	2	0.07%
Call Center Solutions	5.00	2	0.07%
Cambridge Journal of Economics	8.50	2	0.07%
Chinese Librarianship: an International Electronic Journal	5.00	2	0.07%
Complete Guide to International Financial Reporting Standards	6.00	2	0.07%
CRM	7.50	2	0.07%
Cross-Cultural Research : Official Journal of the Society for Cross-Cultural Research / Sponsored by the Human Relations Area Files, Inc	8.00	2	0.07%
Curator	8.00	2	0.07%
Current science (Indian Academy of Sciences)	2.50	2	0.07%
Data Compression Conference, 1998. DCC '98. Proceedings	8.00	2	0.07%
Decision sciences	8.50	2	0.07%
Developmental medicine and child neurology (Cambridge)	6.00	2	0.07%
Disasters	9.00	2	0.07%
Econometric Theory	9.00	2	0.07%
Econometrica : journal of the Econometric Society	8.50	2	0.07%
Economics and Philosophy	9.00	2	0.07%
Educational Leadership : Journal of the Association for Supervision and Curriculum Development	8.00	2	0.07%
Educational psychology	1.50	2	0.07%
Electronic Commerce Research	6.50	2	0.07%
Electronic green journal [online]	9.00	2	0.07%
Electronics and Communications Abstracts	8.50	2	0.07%
Emerging markets, finance and trade	6.00	2	0.07%
EQ	6.50	2	0.07%
EULER: European Libraries and Electronic Resources in Mathematical Sciences	8.00	2	0.07%
European journal of communication	8.50	2	0.07%
European Journal of Marketing	7.00	2	0.07%
Eurostat Statistics	9.00	2	0.07%
Financial accountability & management in governments, public services, and charities	8.50	2	0.07%
Financial management (Blackwell)	8.00	2	0.07%
Financial practice and education : FPE : journal of the Financial Management Association	6.00	2	0.07%
Financial World	7.00	2	0.07%
FindArticles	7.00	2	0.07%
FITA: International Trade Web Resources	7.00	2	0.07%
Food and Agriculture Report	9.00	2	0.07%
Franchise Law Journal	9.00	2	0.07%
Fuzzy Equational Logic	9.00	2	0.07%
Gale Virtual Reference Library	5.00	2	0.07%
Global tourism	8.00	2	0.07%
Google Scholar	4.50	2	0.07%
Health policy	8.50	2	0.07%

Resource Title	Average of gravity	# of Cases	% of Total
Human Performance	9.00	2	0.07%
Human resource development international	6.00	2	0.07%
Human Resource Management International Digest	1.50	2	0.07%
Human Resource Planning : HR	4.00	2	0.07%
Industrial marketing management	7.50	2	0.07%
International affairs	4.50	2	0.07%
International business review	9.00	2	0.07%
International Index to Music Periodicals - IIMP	6.50	2	0.07%
International Journal of Finance and Economics	7.50	2	0.07%
International journal of hospitality management	9.00	2	0.07%
International Journal of Mobile Marketing	6.00	2	0.07%
International journal of political economy	9.00	2	0.07%
International journal of production economics	6.00	2	0.07%
International journal of tourism management	8.50	2	0.07%
International Journal of Whole Schooling	8.00	2	0.07%
International Political Science Abstracts	6.00	2	0.07%
International relations	9.00	2	0.07%
International Trade Finance	1.50	2	0.07%
Internet Law - Business - Wholesale Trade Online (B2B)	6.50	2	0.07%
Introduction to Fuzzy Logic using MATLAB	9.00	2	0.07%
Irish medical journal	8.00	2	0.07%
Journal Citation Reports - JCR	4.00	2	0.07%
Journal of accounting research	7.50	2	0.07%
Journal of Applied Business Research	7.00	2	0.07%
Journal of Banking & Finance	7.00	2	0.07%
Journal of economic surveys	7.00	2	0.07%
Journal of economic theory	5.50	2	0.07%
Journal of Education Policy	7.50	2	0.07%
Journal of Educational Change	9.00	2	0.07%
Journal of ethnic and migration studies	8.00	2	0.07%
Journal of European public policy	9.00	2	0.07%
Journal of health management	8.00	2	0.07%
Journal of international accounting auditing & taxation	8.50	2	0.07%
Journal of international business studies	9.00	2	0.07%
Journal of Leisure Property	3.00	2	0.07%
Journal of Marketing	8.50	2	0.07%
Journal of Money, Credit, and Banking	8.00	2	0.07%
Journal of Peace Research	9.00	2	0.07%
Journal of Portfolio Management	8.00	2	0.07%
Journal of Reading Education	4.00	2	0.07%
Journal of Sustainable Tourism	8.00	2	0.07%
Journal of the American Statistical Association	8.00	2	0.07%
Journalism and Mass Communication Quarterly	6.50	2	0.07%
Leadership & Organization Development Journal	1.00	2	0.07%
Lingua	9.00	2	0.07%
Logistics Systems Analysis	1.00	2	0.07%



Resource Title	Average of gravity	# of Cases	% of Total
Manufacturing Case Study: Babcock & Wilcox Accelerates Design With Rules-Based Strategy	9.00	2	0.07%
Media News Analysis: iTunes Proves Its Point One Year and 70 Million Downloads Later	9.00	2	0.07%
Mental retardation and developmental disabilities research reviews	7.00	2	0.07%
Networked Digital Library of Theses and Dissertations	8.00	2	0.07%
New Media Markets' UK Digital Television	4.00	2	0.07%
Notre Dame Philosophical Reviews	8.00	2	0.07%
OECD STAN Industry Structural Analysis	6.50	2	0.07%
OECD Statistical Compendium	7.00	2	0.07%
Organization studies	9.00	2	0.07%
Population Studies	8.00	2	0.07%
Quality in Higher Education	6.00	2	0.07%
Remedial and Special Education : RASE	8.50	2	0.07%
Review of International Studies	9.00	2	0.07%
Review of Public Personnel Administration	7.00	2	0.07%
SAGE Journals Online	8.50	2	0.07%
Science and Public Policy	3.00	2	0.07%
Scientometrics	2.50	2	0.07%
Social research	8.00	2	0.07%
Southern Economic Journal	8.00	2	0.07%
Sport marketing quarterly : SMQ	1.50	2	0.07%
Strategic finance	8.00	2	0.07%
Strategic Human Resource Management	2.50	2	0.07%
The British journal of politics and international relations	9.00	2	0.07%
The business quarterly	9.00	2	0.07%
The Career Development Quarterly	6.00	2	0.07%
The Financial analysts journal	8.50	2	0.07%
The Historical Journal	9.00	2	0.07%
The Manchester School	9.00	2	0.07%
The Mid-Atlantic Journal of Business	7.00	2	0.07%
The review of economics and statistics	4.50	2	0.07%
The review of financial studies	3.50	2	0.07%
The review of radical political economics (Sage)	9.00	2	0.07%
Topics in Early Childhood Special Education	7.50	2	0.07%
Travel Case Study: KLM Demonstrates the Power of Persuasion to Drive CRM Success	9.00	2	0.07%
UNESCO Institute for Statistics	6.00	2	0.07%
Wirtschaft ? schnell erfasst	5.00	2	0.07%
World Development	8.00	2	0.07%
World Politics	7.00	2	0.07%
ZEW Economic Studies	2.50	2	0.07%
Βιβλιογραφία για τη νέα ελληνική γλώσσα	7.00	2	0.07%
Ελληνικά Ερευνητικά Έργα	7.50	2	0.07%
Ευρετήριο Ελληνικών Περιοδικών Αρχείων Web	6.50	2	0.07%
Μεγέθη τραπεζών	7.00	2	0.07%

Table 19: Crosstab – Resource by Purpose (items with 2 or more accesses)

Resource Title	Funded Research	Non-Funded Research	Undergraduate or postgraduate dissertation	Coursework	Teaching	Other Activities	Grand Total
Business Source Complete	4	24	174	12	2	23	239
WorldCat		1				64	65
Wilson OmniFile Full Text Select	1	3	47	3		7	61
ERIC		2	41	3	1	11	58
Eurostat Database	2	23	23	2	2	2	54
Emerald Insight	3	8	35		1	3	50
OECD	1	3	26	5		8	43
Computer and Information Systems Abstracts	2	3	14	6	9	6	40
EconLit	3	11	19		1	5	39
The journal of economic education	5	6	18	3		4	36
International Statistical Yearbook - ISY	4	8	14	1	1	6	34
IEEE Xplore	1	1	7	8	10	7	34
Journal of visual impairment & blindness	2	3	26	1	1		33
PsycINFO			24	3		1	28
Euromonitor Global Market Information Database		4	17	2		3	26
American Bibliography of Slavic and East European Studies (ABSEES)	7	2	7		8	1	25
British journal of visual impairment	5	1	19				25
Political theory	5	2	6	1	6	3	23
Corporate Benchmarking Financial Analysis (CBFA )		3	7			12	22
ACM Digital Library	5	1	4	1	8	1	20
ABI/Inform Global Full Text		1	17			2	20
ACM Guide to Computing Literature	1		6	2	9		18
World Development Indicators Online (WDI Online)	1	2	11			3	17
The Journal of finance		2	2			12	16
The American economic review	1	2	7	1	1	3	15
British journal of special education			15				15
Credit	3	6	4	1			14
Blackwell Synergy	1	3	8			2	14

Resource Title	Funded Research	Non-Funded Research	Undergraduate or postgraduate dissertation	Coursework	Teaching	Other Activities	Grand Total
Journal of Productivity Analysis	1	7	1		1	4	14
Supply Chain Management: An International Journal			8	1	2	2	13
Visual Impairment Research			13				13
Annals of tourism research	1	3	5	1		1	11
International Journal of Sports Marketing and Sponsorship	2	3	5				10
AACE international transactions	1		7	1		1	10
Harvard business review	1	4	4	1			10
The Academy of Management review	1			3	2	4	10
Elsevier ScienceDirect		2	5			3	10
The journal of supply chain management	1	1	7				9
Guidance & Counselling	2	1	5				8
The review of income and wealth	1	5	1			1	8
Tourism management	1	2	2			3	8
ΕΣΥΕ Στατιστικά Στοιχεία	1	4	2			1	8
AABT Clinical Assessment Series		1	2	1		4	8
Applied economics		3	5				8
Applied Economics Letters			8				8
Historical materialism		8					8
International Journal of Service Industry Management		8					8
Journal of Learning Disabilities			5	1		2	8
Journal of retailing			7	1			8
Public budgeting and finance			8				8
Τιμές Χρηματιστηρίου Αθηνών (Athens Exchange Prices)		1	7				8
Omega (Oxford)	7						7
Applied financial economics	3	1	3				7
Journal of Travel and Tourism Marketing	2	1	4				7
The Rand journal of economics		2	5				7
Academy of Management journal	2	2	2				6

Resource Title	Funded Research	Non-Funded Research	Undergraduate or postgraduate dissertation	Coursework	Teaching	Other Activities	Grand Total
Wiley Interscience	2		2			2	6
British journal of management	1	1				4	6
Scopus	1	4				1	6
The Journal of political economy	1	1	3			1	6
Analyst (Jstor)			5	1			6
Cambridge Journals Online		1	5				6
Dissertation Abstracts International		1	4			1	6
DOAJ: Directory of Open Access Journals		2	3			1	6
FreeFullText.com			6				6
Grove Music Online		2	4				6
Informaworld		2	2			2	6
International Journal of Physical Distribution & Logistics Management		1	4			1	6
The journal of economic perspectives			3			3	6
Human relations (Sage)	2		3				5
International Financial Statistics Online Service	2	1	2				5
Long range planning	2	1	2				5
European management journal	1	3	1				5
Journal of monetary economics	1		4				5
Quarterly journal of economics	1	2		1	1		5
Web of Science	1					4	5
Adelphi papers		1	1		2	1	5
British Journal of Guidance and Counselling			3	2			5
Exceptional children			4		1		5
Inspec			2	2		1	5
Journal of Leisure Research			2			3	5
Journal of Refugee Studies		1	1	1	2		5
Journal of Regulatory Economics						5	5
Journal of Southern Europe and the Balkans			2		2	1	5
OECD Health Data		5					5
Problems of Economic Transition		1	3	1			5

Resource Title	Funded Research	Non-Funded Research	Undergraduate or postgraduate dissertation	Coursework	Teaching	Other Activities	Grand Total
The American Journal of International Law			5				5
The European Library			4	1			5
The Journal of Special Education			4			1	5
The New York times magazine		2		1		2	5
United Nations Statistical Databases			4			1	5
Work and Occupations			2			3	5
Journal of Small Business and Enterprise Development	4						4
Interfaces	2		2				4
Journal of Applied Psychology	2		1	1			4
Ελληνική Οικονομία σε Αριθμούς, Η	2		2				4
ABA Bank Marketing	1		3				4
Current Issues in Tourism	1	1	2				4
IMF staff papers (1999)	1		3				4
Journal of applied psychology	1	2	1				4
Journal of business finance & accounting	1	1	2				4
SpringerLink	1					3	4
The Impact of FDI on Economic Growth	1		3				4
Accounting and the public interest			4				4
Administrative science quarterly		1	2			1	4
American Visions						4	4
Applied psychology (Blackwell)		2	1	1			4
Art Index				2		2	4
Business Research: Case Studies and Surveys		1	2			1	4
Classical philology						4	4
Dyslexia			3			1	4
Economic systems research : journal of the International Input-Output Association		2	1	1			4
European economic review			2			2	4
European Journal of Special Needs Education			4				4
European Security		2	1	1			4

Resource Title	Funded Research	Non-Funded Research	Undergraduate or postgraduate dissertation	Coursework	Teaching	Other Activities	Grand Total
Human Resource Development Quarterly			4				4
Journal of fashion marketing and management			1			3	4
Journal of financial economics			1			3	4
Journal of Travel Research		3	1				4
Library, Information Science & Technology Abstracts - LISTA			2			2	4
Media News Analysis: The New York Times Is Set to Purchase About.com						4	4
Monthly Review		2			2		4
NBER Working Paper Series - National Bureau of Economic Research		1				3	4
OCLC Union Lists of Periodicals						4	4
OECD Economic Outlook Database			3			1	4
OECD's Corporate Data Environment (CDE)			3			1	4
Organizational behavior and human decision processes			3			1	4
Personnel psychology			4				4
Scirus			3			1	4
Sociological Abstracts			1			3	4
The accounting review			4				4
The American music teacher			4				4
The China Quarterly		3	1				4
The journal of management studies		1	2	1			4
The journal of services marketing			4				4
The leadership quarterly		2	1	1			4
World Economic Outlook Database IMF - International Monetary Fund		1		1		2	4
Εθνικό Αρχείο Διδακτορικών Διατριβών			4				4
Ένωση Ελληνικών Τραπεζών			4				4
International Journal of Operations & Production Management	2	1					3
Accounting, Auditing, & Accountability Journal	1	1	1				3
Comparative strategy	1		2				3

Resource Title	Funded Research	Non-Funded Research	Undergraduate or postgraduate dissertation	Coursework	Teaching	Other Activities	Grand Total
International journal of special education	1		2				3
JMR, Journal of marketing research	1	2					3
Journal of health economics	1	2					3
Journal of personality and social psychology	1		1			1	3
Main Economic Indicators Database	1					2	3
MIS quarterly	1	2					3
Women in Management Review	1		2				3
Agricultural economics : the journal of the International Association of Agricultural Economists (Blackwell)		3					3
American Journal of Community Psychology			3				3
Association of Learned and Professional Society Publishers (ALPSP) Journals Collection			3				3
Autism		1	2				3
Board Leadership			3				3
British journal of learning disabilities			3				3
Broadcasting & Cable						3	3
Corporate Governance (Emerald Group Publishing)		1	1	1			3
CSA Neurosciences Abstracts			1		1	1	3
EdStats			3				3
Educational and psychological measurement			3				3
Entering Emerging Markets			3				3
Europa: η δικτυακή πύλη της Ευρωπαϊκής Ένωσης		1	1	1			3
European review of agricultural economics		1	2				3
European Sport Management Quarterly			3				3
Foreign Affairs		2	1				3
Human Resource Management			3				3
ICAP Data		2	1				3
INFOMINE			3				3
International Journal of Retail & Distribution Management			3				3

Resource Title	Funded Research	Non-Funded Research	Undergraduate or postgraduate dissertation	Coursework	Teaching	Other Activities	Grand Total
International Security		1	1		1		3
International Trade Center		1	2				3
Journal for Research in Mathematics Education						3	3
Journal of accounting and economics			2			1	3
Journal of American culture (Blackwell)						3	3
Journal of Autism and Developmental Disorders			3				3
Journal of Consumer Behaviour			3				3
Journal of Counseling and Development : JCD		1	2				3
Journal of econometrics		2			1		3
Journal of international management			2			1	3
Journal of money, credit, and banking (Ohio State University Press)			3				3
Journal of Strategic Studies			3				3
JSTOR: the scholarly journal archive		1	1			1	3
Learning disability quarterly : journal of the Division for Children with Learning Disabilities			3				3
MathSciNet (Mathematical Reviews on the Web)		3					3
Neuroscience and biobehavioral reviews			3				3
OECD Education Statistics			3				3
RILM Abstracts of Music Literature			3				3
South-Eastern Europe Journal of Economics (SEEJE)		2	1				3
Strategic HR Review		2	1				3
The economic journal : the quarterly journal of the Royal Economic Society		3					3
The international journal of human resource management			3				3
The Journal of Consumer Marketing			3				3
Total quality management			2		1		3
Written Communication		3					3
Chinese Librarianship: an International Electronic Journal	2						2
Journal Citation Reports - JCR	2						2



Resource Title	Funded Research	Non-Funded Research	Undergraduate or postgraduate dissertation	Coursework	Teaching	Other Activities	Grand Total
Science and Public Policy	2						2
Scientometrics	2						2
Advanced Manufacturing	1		1				2
Beverage World	1		1				2
Business and Company Resource Center	1		1				2
Developmental medicine and child neurology (Cambridge)	1	1					2
Electronics and Communications Abstracts	1					1	2
Emerging markets, finance and trade	1		1				2
Human Resource Management International Digest	1		1				2
International journal of hospitality management	1		1				2
International Journal of Mobile Marketing	1		1				2
Journal of Applied Business Research	1		1				2
Journal of Peace Research	1		1				2
Organization studies	1	1					2
Quality in Higher Education	1					1	2
Sport marketing quarterly : SMQ	1				1		2
The Manchester School	1		1				2
19th-Century Music		2					2
AACE journal		1	1				2
ABA banking journal			2				2
Accounting horizons			2				2
Accounting, organizations and society			2				2
Advances in Speech Language Pathology			2				2
Advertising age						2	2
Agricultural economics : the journal of the International Association of Agricultural Economists (Elsevier)		2					2
AgZines			1			1	2
Airline business			2				2
American educational research journal			1	1			2

Resource Title	Funded Research	Non-Funded Research	Undergraduate or postgraduate dissertation	Coursework	Teaching	Other Activities	Grand Total
American journal of agricultural economics			1		1		2
American journal on mental retardation			1			1	2
Anthropological Quarterly		2					2
Antitrust Bulletin			2				2
Antitrust Law Journal			2				2
Apparel industry magazine		1	1				2
Applied research in mental retardation			2				2
Asia Pacific Journal of Tourism Research			1		1		2
ATA Journal of Legal Tax Research			1	1			2
B2B Brand Management			2				2
Biomedical digital libraries		2					2
Biotechnology and Bioengineering Abstracts			2				2
Black Book - Digital's Downsides for Media		2					2
Britannia						2	2
Broadwoven Fabrics and Other Textiles Industry Yearbook					1	1	2
Budgeting: A Comparative Theory of Budgetary Processes			2				2
Business 2010			2				2
Business Franchise			2				2
Call Center Solutions			1	1			2
Cambridge Journal of Economics		2					2
Complete Guide to International Financial Reporting Standards			2				2
CRM			2				2
Cross-Cultural Research : Official Journal of the Society for Cross-Cultural Research / Sponsored by the Human Relations Area Files, Inc			2				2
Curator			1			1	2
Current science (Indian Academy of Sciences)		1	1				2
Data Compression Conference, 1998. DCC '98. Proceedings			2				2
Decision sciences			1			1	2

Resource Title	Funded Research	Non-Funded Research	Undergraduate or postgraduate dissertation	Coursework	Teaching	Other Activities	Grand Total
Disasters		2					2
Econometric Theory		2					2
Econometrica : journal of the Econometric Society		1	1				2
Economics and Philosophy			1			1	2
Educational Leadership : Journal of the Association for Supervision and Curriculum Development				1	1		2
Educational psychology			2				2
Electronic Commerce Research			2				2
Electronic green journal [online]			2				2
EQ		1	1				2
EULER: European Libraries and Electronic Resources in Mathematical Sciences					2		2
European journal of communication			2				2
European Journal of Marketing			2				2
Eurostat Statistics					1	1	2
Financial accountability & management in governments, public services, and charities			2				2
Financial management (Blackwell)			2				2
Financial practice and education : FPE : journal of the Financial Management Association						2	2
Financial World			1			1	2
FindArticles			2				2
FITA: International Trade Web Resources			1			1	2
Food and Agriculture Report						2	2
Franchise Law Journal			2				2
Fuzzy Equational Logic		2					2
Gale Virtual Reference Library			2				2
Global tourism			2				2
Google Scholar		1	1				2
Health policy		1	1				2
Human Performance		2					2

Resource Title	Funded Research	Non-Funded Research	Undergraduate or postgraduate dissertation	Coursework	Teaching	Other Activities	Grand Total
Human resource development international			2				2
Human Resource Planning : HR			2				2
Industrial marketing management			2				2
International affairs			1			1	2
International business review						2	2
International Index to Music Periodicals - IIMP			2				2
International Journal of Finance and Economics			2				2
International journal of political economy		2					2
International journal of production economics		1	1				2
International journal of tourism management			2				2
International Journal of Whole Schooling			2				2
International Political Science Abstracts			1			1	2
International relations					2		2
International Trade Finance			1	1			2
Internet Law - Business - Wholesale Trade Online (B2B)			2				2
Introduction to Fuzzy Logic using MATLAB		2					2
Irish medical journal						2	2
Journal of accounting research		1	1				2
Journal of Banking & Finance						2	2
Journal of economic surveys		2					2
Journal of economic theory			1		1		2
Journal of Education Policy				1	1		2
Journal of Educational Change			2				2
Journal of ethnic and migration studies		2					2
Journal of European public policy		1	1				2
Journal of health management			2				2
Journal of international accounting auditing & taxation			2				2
Journal of international business studies				1		1	2
Journal of Leisure Property			2				2

Resource Title	Funded Research	Non-Funded Research	Undergraduate or postgraduate dissertation	Coursework	Teaching	Other Activities	Grand Total
Journal of Marketing			1			1	2
Journal of Money, Credit, and Banking			2				2
Journal of Portfolio Management			1			1	2
Journal of Reading Education			1	1			2
Journal of Sustainable Tourism		1	1				2
Journal of the American Statistical Association		2					2
Journalism and Mass Communication Quarterly		2					2
Leadership & Organization Development Journal		1	1				2
Lingua					1	1	2
Logistics Systems Analysis			1		1		2
Manufacturing Case Study: Babcock & Wilcox Accelerates Design With Rules-Based Strategy		1	1				2
Media News Analysis: iTunes Proves Its Point One Year and 70 Million Downloads Later			2				2
Mental retardation and developmental disabilities research reviews						2	2
Networked Digital Library of Theses and Dissertations		1				1	2
New Media Markets' UK Digital Television						2	2
Notre Dame Philosophical Reviews			2				2
OECD STAN Industry Structural Analysis		1	1				2
OECD Statistical Compendium			2				2
Population Studies						2	2
Remedial and Special Education : RASE			2				2
Review of International Studies			2				2
Review of Public Personnel Administration			2				2
SAGE Journals Online			2				2
Social research			2				2
Southern Economic Journal			1		1		2
Strategic finance			2				2
Strategic Human Resource Management			2				2
The British journal of politics and international					2		2

Resource Title	Funded Research	Non-Funded Ressearch	Undergraduate or postgraduate dissertation	Coursework	Teaching	Other Activities	Grand Total
relations							
The business quarterly		2					2
The Career Development Quarterly			2				2
The Financial analysts journal						2	2
The Historical Journal		2					2
The Mid-Atlantic Journal of Business			2				2
The review of economics and statistics			1			1	2
The review of financial studies		1	1				2
The review of radical political economics (Sage)		2					2
Topics in Early Childhood Special Education			2				2
Travel Case Study: KLM Demonstrates the Power of Persuasion to Drive CRM Success			2				2
UNESCO Institute for Statistics			2				2
Wirtschaft ? schnell erfasst		2					2
World Development						2	2
World Politics			2				2
ZEW Economic Studies		2					2
Βιβλιογραφία για τη νέα ελληνική γλώσσα			2				2
Ελληνικά Ερευνητικά Έργα			2				2
Ευρετήριο Ελληνικών Περιοδικών Αρχείον Web			2				2
Μεγέθη τραπεζών			2				2

Table 20: Crosstab – Resource by Status (items with 2 or more accesses)

Resource Title	Undergraduate	Postgraduate	Professor	University Staff	Other	Grand Total
Business Source Complete	82	131	6	5	15	239
WorldCat				62	3	65
Wilson OmniFile Full Text Select	17	34	1	4	5	61
ERIC	20	22	4	3	9	58
Eurostat Database	20	20	8	3	3	54
Emerald Insight	13	32		2	3	50
(blank)	14	20	2	6	5	47
OECD	17	16	3	4	3	43
Computer and Information Systems Abstracts	26	10		3	1	40
EconLit	14	9	9	3	4	39
The journal of economic education	26	5	2	1	2	36
IEEE Xplore	30	1		3		34
International Statistical Yearbook - ISY	14	14	5		1	34
Journal of visual impairment & blindness	15	17	1			33
PsycINFO	20	7		1		28
Euromonitor Global Market Information Database	14	7	1	2	2	26
American Bibliography of Slavic and East European Studies (ABSEES)	20			5		25
British journal of visual impairment	17	8				25
Political theory	19	1	1	2		23
Corporate Benchmarking Financial Analysis (CBFA )	3	3		10	6	22
ABI/Inform Global Full Text	9	8	2		1	20
ACM Digital Library	11	5	2	2		20
ACM Guide to Computing Literature	14	1	1	2		18
World Development Indicators Online (WDI Online)	3	12	1		1	17
The Journal of finance	4	4		2	6	16
British journal of special education	5	10				15
The American economic review	1	8	2		4	15
Blackwell Synergy	7	3		2	2	14
Credit	9	2	3			14

Resource Title	Undergraduate	Postgraduate	Professor	University Staff	Other	Grand Total
Journal of Productivity Analysis	3	1	4		6	14
Supply Chain Management: An International Journal	8	2	1	2		13
Visual Impairment Research	10	3				13
Annals of tourism research		8	2		1	11
AACE international transactions	6	4				10
Elsevier ScienceDirect	2	4		1	3	10
Harvard business review	5	2	2		1	10
International Journal of Sports Marketing and Sponsorship	4	5	1			10
The Academy of Management review	1	8		1		10
The journal of supply chain management	3	5		1		9
AABT Clinical Assessment Series	5			1	2	8
Applied economics	2	5	1			8
Applied Economics Letters		8				8
Guidance & Counselling	3	4	1			8
Historical materialism					8	8
International Journal of Service Industry Management	1		7			8
Journal of Learning Disabilities	5	1			2	8
Journal of retailing	7	1				8
Public budgeting and finance		8				8
The review of income and wealth	3	3	1		1	8
Tourism management	2	5		1		8
ΕΣΥΕ Στατιστικά Στοιχεία	5	2		1		8
Τιμές Χρηματιστηρίου Αθηνών (Athens Exchange Prices)		8				8
Applied financial economics	2	4		1		7
Journal of Travel and Tourism Marketing	5	2				7
Omega (Oxford)					7	7
The Rand journal of economics		5			2	7
Academy of Management journal	2	2	1	1		6
Analyst (Jstor)	5	1				6
British journal of management	2			4		6



Resource Title	Undergraduate	Postgraduate	Professor	University Staff	Other	Grand Total
Cambridge Journals Online	2	4				6
Dissertation Abstracts International	1	4			1	6
DOAJ: Directory of Open Access Journals	3	1			2	6
FreeFullText.com	3	2		1		6
Grove Music Online	3		2		1	6
Informaworld	3		1	2		6
International Journal of Physical Distribution & Logistics Management	1	4		1		6
Scopus	3		1	1	1	6
The journal of economic perspectives	1				5	6
The Journal of political economy		2	1	1	2	6
Wiley Interscience	1	2	1	2		6
Adelphi papers	1	1	2		1	5
British Journal of Guidance and Counselling		4		1		5
European management journal	3	2				5
Exceptional children		5				5
Human relations (Sage)	1	4				5
Inspec	1	3	1			5
International Financial Statistics Online Service	2	3				5
Journal of Leisure Research		2	3			5
Journal of monetary economics		3			2	5
Journal of Refugee Studies	2		3			5
Journal of Regulatory Economics			4		1	5
Journal of Southern Europe and the Balkans	4			1		5
Long range planning	1	3			1	5
OECD Health Data		4	1			5
Problems of Economic Transition	5					5
Quarterly journal of economics		1	3		1	5
The American Journal of International Law	5					5
The European Library	2	2		1		5
The Journal of Special Education	1	3			1	5
The New York times magazine	1	1		1	2	5
United Nations Statistical Databases		4			1	5

Resource Title	Undergraduate	Postgraduate	Professor	University Staff	Other	Grand Total
Web of Science	1		3	1		5
Work and Occupations		5				5
ABA Bank Marketing	2	2				4
Accounting and the public interest	4					4
Administrative science quarterly	1	2		1		4
American Visions				4		4
Applied psychology (Blackwell)	2	2				4
Art Index					4	4
Business Research: Case Studies and Surveys	1	2			1	4
Classical philology				4		4
Current Issues in Tourism	2	1			1	4
Dyslexia	3	1				4
Economic systems research : journal of the International Input-Output Association	2	2				4
European economic review		1	2		1	4
European Journal of Special Needs Education		4				4
European Security	2		2			4
Human Resource Development Quarterly		4				4
IMF staff papers (1999)	3	1				4
Interfaces		2			2	4
Journal of Applied Phycology	3	1				4
Journal of applied psychology	2	1	1			4
Journal of business finance & accounting	2	2				4
Journal of fashion marketing and management		1		1	2	4
Journal of financial economics		1		1	2	4
Journal of Small Business and Enterprise Development					4	4
Journal of Travel Research	2	2				4
Library, Information Science & Technology Abstracts - LISTA	2			1	1	4
Media News Analysis: The New York Times Is Set to Purchase About.com					4	4
Monthly Review		1			3	4
NBER Working Paper Series - National Bureau of					4	4

Resource Title	Undergraduate	Postgraduate	Professor	University Staff	Other	Grand Total
Economic Research						
OCLC Union Lists of Periodicals				4		4
OECD Economic Outlook Database	3			1		4
OECD's Corporate Data Environment (CDE)		3			1	4
Organizational behavior and human decision processes	1	3				4
Personnel psychology		4				4
Scirus		3		1		4
Sociological Abstracts	1			2	1	4
SpringerLink	1			3		4
The accounting review		4				4
The American music teacher	4					4
The China Quarterly		4				4
The Impact of FDI on Economic Growth	4					4
The journal of management studies	2	1	1			4
The journal of services marketing	4					4
The leadership quarterly	2	2				4
World Economic Outlook Database IMF - International Monetary Fund	1	2			1	4
Εθνικό Αρχείο Διδακτορικών Διατριβών	3	1				4
Ελληνική Οικονομία σε Αριθμούς, Η	1	3				4
Ένωση Ελληνικών Τραπεζών	4					4
Accounting, Auditing, & Accountability Journal	1	1			1	3
Agricultural economics : the journal of the International Association of Agricultural Economists (Blackwell)	1		1		1	3
American Journal of Community Psychology		3				3
Association of Learned and Professional Society Publishers (ALPSP) Journals Collection	2			1		3
Autism	1	2				3
Board Leadership	1	1	1			3
British journal of learning disabilities	3					3
Broadcasting & Cable				3		3
Comparative strategy		2	1			3

Resource Title	Undergraduate	Postgraduate	Professor	University Staff	Other	Grand Total
Corporate Governance (Emerald Group Publishing)	2	1				3
CSA Neurosciences Abstracts	2			1		3
EdStats		3				3
Educational and psychological measurement	1	2				3
Entering Emerging Markets		3				3
Europa: η δικτυακή πύλη της Ευρωπαϊκής Ένωσης	1	2				3
European review of agricultural economics	1	2				3
European Sport Management Quarterly		3				3
Foreign Affairs	1	2				3
Human Resource Management	1	2				3
ICAP Data	2	1				3
INFOMINE		3				3
International Journal of Operations & Production Management	2		1			3
International Journal of Retail & Distribution Management	3					3
International journal of special education		3				3
International Security		1	1		1	3
International Trade Center	2	1				3
JMR, Journal of marketing research	1	1	1			3
Journal for Research in Mathematics Education				3		3
Journal of accounting and economics		2		1		3
Journal of American culture (Blackwell)				3		3
Journal of Autism and Developmental Disorders	1	2				3
Journal of Consumer Behaviour	2	1				3
Journal of Counseling and Development : JCD		3				3
Journal of econometrics		1	2			3
Journal of health economics		3				3
Journal of international management		2		1		3
Journal of money, credit, and banking (Ohio State University Press)		2			1	3
Journal of personality and social psychology		3				3
Journal of Strategic Studies		3				3

Resource Title	Undergraduate	Postgraduate	Professor	University Staff	Other	Grand Total
JSTOR: the scholarly journal archive				2	1	3
Learning disability quarterly : journal of the Division for Children with Learning Disabilities	1	2				3
Main Economic Indicators Database	1	2				3
MathSciNet (Mathematical Reviews on the Web)	1		2			3
MIS quarterly	2	1				3
Neuroscience and biobehavioral reviews		3				3
OECD Education Statistics		3				3
RILM Abstracts of Music Literature	3					3
South-Eastern Europe Journal of Economics (SEEJE)	2	1				3
Strategic HR Review		1			2	3
The economic journal : the quarterly journal of the Royal Economic Society					3	3
The international journal of human resource management		3				3
The Journal of Consumer Marketing	2	1				3
Total quality management		3				3
Women in Management Review		3				3
Written Communication			3			3
19th-Century Music			2			2
AACE journal		2				2
ABA banking journal	1	1				2
Accounting horizons	1	1				2
Accounting, organizations and society		2				2
Advanced Manufacturing	2					2
Advances in Speech Language Pathology	2					2
Advertising age					2	2
Agricultural economics : the journal of the International Association of Agricultural Economists (Elsevier)		1	1			2
AgZines			1		1	2
Airline business		1			1	2
American educational research journal	1		1			2

Resource Title	Undergraduate	Postgraduate	Professor	University Staff	Other	Grand Total
American journal of agricultural economics		1	1			2
American journal on mental retardation	1	1				2
Anthropological Quarterly			2			2
Antitrust Bulletin		2				2
Antitrust Law Journal		2				2
Apparel industry magazine	2					2
Applied research in mental retardation		2				2
Asia Pacific Journal of Tourism Research		1	1			2
ATA Journal of Legal Tax Research	1	1				2
B2B Brand Management	2					2
Beverage World	1		1			2
Biomedical digital libraries	2					2
Biotechnology and Bioengineering Abstracts	2					2
Black Book - Digital's Downsides for Media	2					2
Britannia				2		2
Broadwoven Fabrics and Other Textiles Industry Yearbook					2	2
Budgeting: A Comparative Theory of Budgetary Processes		2				2
Business 2010	1	1				2
Business and Company Resource Center	2					2
Business Franchise	2					2
Call Center Solutions	1	1				2
Cambridge Journal of Economics					2	2
Chinese Librarianship: an International Electronic Journal		2				2
Complete Guide to International Financial Reporting Standards	2					2
CRM	2					2
Cross-Cultural Research : Official Journal of the Society for Cross-Cultural Research / Sponsored by the Human Relations Area Files, Inc		1		1		2
Curator				2		2
Current science (Indian Academy of Sciences)	1	1				2

Resource Title	Undergraduate	Postgraduate	Professor	University Staff	Other	Grand Total
Data Compression Conference, 1998. DCC '98. Proceedings		2				2
Decision sciences		1		1		2
Developmental medicine and child neurology (Cambridge)		2				2
Disasters	2					2
Econometric Theory			2			2
Econometrica : journal of the Econometric Society					2	2
Economics and Philosophy					2	2
Educational Leadership : Journal of the Association for Supervision and Curriculum Development			2			2
Educational psychology	2					2
Electronic Commerce Research	2					2
Electronic green journal [online]	2					2
Electronics and Communications Abstracts				2		2
Emerging markets, finance and trade	1	1				2
EQ	2					2
EULER: European Libraries and Electronic Resources in Mathematical Sciences			2			2
European journal of communication	2					2
European Journal of Marketing	2					2
Eurostat Statistics			1	1		2
Financial accountability & management in governments, public services, and charities		2				2
Financial management (Blackwell)		2				2
Financial practice and education : FPE : journal of the Financial Management Association				1	1	2
Financial World		1			1	2
FindArticles		2				2
FITA: International Trade Web Resources	1				1	2
Food and Agriculture Report				2		2
Franchise Law Journal	2					2
Fuzzy Equational Logic			2			2
Gale Virtual Reference Library		2				2

Resource Title	Undergraduate	Postgraduate	Professor	University Staff	Other	Grand Total
Global tourism	2					2
Google Scholar		1	1			2
Health policy		1	1			2
Human Performance					2	2
Human resource development international		2				2
Human Resource Management International Digest	1	1				2
Human Resource Planning : HR		2				2
Industrial marketing management	2					2
International affairs		1	1			2
International business review				2		2
International Index to Music Periodicals - IIMP	2					2
International Journal of Finance and Economics	1	1				2
International journal of hospitality management		2				2
International Journal of Mobile Marketing		2				2
International journal of political economy			2			2
International journal of production economics		2				2
International journal of tourism management	1	1				2
International Journal of Whole Schooling		2				2
International Political Science Abstracts		1			1	2
International relations			2			2
International Trade Finance	1	1				2
Internet Law - Business - Wholesale Trade Online (B2B)	2					2
Introduction to Fuzzy Logic using MATLAB			2			2
Irish medical journal			2			2
Journal Citation Reports - JCR	2					2
Journal of accounting research	1	1				2
Journal of Applied Business Research		1			1	2
Journal of Banking & Finance				1	1	2
Journal of economic surveys					2	2
Journal of economic theory		2				2
Journal of Education Policy	1		1			2



Resource Title	Undergraduate	Postgraduate	Professor	University Staff	Other	Grand Total
Journal of Educational Change		2				2
Journal of ethnic and migration studies			1		1	2
Journal of European public policy	1		1			2
Journal of health management		2				2
Journal of international accounting auditing & taxation		2				2
Journal of international business studies		1		1		2
Journal of Leisure Property		2				2
Journal of Marketing	1			1		2
Journal of Money, Credit, and Banking					2	2
Journal of Peace Research	1				1	2
Journal of Portfolio Management		1		1		2
Journal of Reading Education	2					2
Journal of Sustainable Tourism	1	1				2
Journal of the American Statistical Association			2			2
Journalism and Mass Communication Quarterly	1	1				2
Leadership & Organization Development Journal		2				2
Lingua				2		2
Logistics Systems Analysis	1		1			2
Manufacturing Case Study: Babcock & Wilcox Accelerates Design With Rules-Based Strategy	1		1			2
Media News Analysis: iTunes Proves Its Point One Year and 70 Million Downloads Later	2					2
Mental retardation and developmental disabilities research reviews		2				2
Networked Digital Library of Theses and Dissertations				2		2
New Media Markets' UK Digital Television					2	2
Notre Dame Philosophical Reviews				2		2
OECD STAN Industry Structural Analysis		2				2
OECD Statistical Compendium		2				2
Organization studies					2	2
Population Studies		2				2
Quality in Higher Education	1			1		2

Resource Title	Undergraduate	Postgraduate	Professor	University Staff	Other	Grand Total
Remedial and Special Education : RASE		1			1	2
Review of International Studies	2					2
Review of Public Personnel Administration		2				2
SAGE Journals Online	2					2
Science and Public Policy	1	1				2
Scientometrics	2					2
Social research		2				2
Southern Economic Journal		2				2
Sport marketing quarterly : SMQ		1		1		2
Strategic finance	1	1				2
Strategic Human Resource Management		2				2
The British journal of politics and international relations	1		1			2
The business quarterly	2					2
The Career Development Quarterly		2				2
The Financial analysts journal				1	1	2
The Historical Journal					2	2
The Manchester School		1		1		2
The Mid-Atlantic Journal of Business		2				2
The review of economics and statistics					2	2
The review of financial studies	1	1				2
The review of radical political economics (Sage)					2	2
Topics in Early Childhood Special Education		2				2
Travel Case Study: KLM Demonstrates the Power of Persuasion to Drive CRM Success		2				2
UNESCO Institute for Statistics		2				2
Wirtschaft ? schnell erfasst	2					2
World Development					2	2
World Politics		2				2
ZEW Economic Studies	1	1				2
Βιβλιογραφία για τη νέα ελληνική γλώσσα	2					2
Ελληνικά Ερευνητικά Έργα	2					2
Ευρετήριο Ελληνικών Περιοδικών Αρχείων Web	1	1				2

Resource Title	Undergraduate	Postgraduate	Professor	University Staff	Other	Grand Total
Μεγέθη τραπεζών	2					2

Table 21: Crosstab – Resource by Department (items with 2 or more accesses)

1. Dept. Of Applied Informatics 2. Dept. Of Economics 3. Dept. of Business Administration 4. Dept. of Accounting and Finance 5. Dept. of International and European, Economic and Social Sciences with two separate majors International and European Studies and Diplomacy 6. Dept. Of Educational and Social Policy					7. Dept. Of Balkan Slavonic and Oriental Studies 8. Dept. Of Music Science and Art 9. Dept. Of Technology Management 10. Dept. Of Marketing and Operations Management 11. Other (Library, registrars, etc) 12. I am not a student, or an employee of the university								
Resource Title	1	2	3	4	5	6	7	8	9	10	11	12	Grand Total
Business Source Complete	10	17	71	80	31	5	2	1	1	7	5	9	239
WorldCat											65		65
Wilson OmniFile Full Text Select	3		9	17	4	20	1			1	3	3	61
ERIC	2	3	4	2		39		1			2	5	58
Eurostat Database	13	16	7	6	3	3				1	2	3	54
Emerald Insight	1	3	32	1		1				8	4		50
OECD	13	11	4	4	1		1			2	4	3	43
Computer and Information Systems Abstracts	21	1	7	4	2	1					3	1	40
EconLit	3	12	9	6	3					1	4	1	39
The journal of economic education	1	17	10	2					2	1	1	2	36
IEEE Xplore	31	1									2		34
International Statistical Yearbook - ISY	18	10	1		3	1						1	34
Journal of visual impairment & blindness	3	4	1			25							33
PsycINFO				1		26					1		28
Euromonitor Global Market Information Database	4	5	4	7	2				1		2	1	26
American Bibliography of Slavic and East European Studies (ABSEES)				1	21						3		25
British journal of visual impairment	2	1	3		1	18							25
Political theory	1		1		20						1		23
Corporate Benchmarking Financial Analysis	1	1	4								11	5	22

1. Dept. Of Applied Informatics 2. Dept. Of Economics 3. Dept. of Business Administration 4. Dept. of Accounting and Finance 5. Dept. of International and European, Economic and Social Sciences with two separate majors International and European Studies and Diplomacy 6. Dept. Of Educational and Social Policy					7. Dept. Of Balkan Slavonic and Oriental Studies 8. Dept. Of Music Science and Art 9. Dept. Of Technology Management 10. Dept. Of Marketing and Operations Management 11. Other (Library, registrars, etc) 12. I am not a student, or an employee of the university								
(CBFA )													
ABI/Inform Global Full Text		2	5	9	3		1						20
ACM Digital Library	16		1		1						2		20
ACM Guide to Computing Literature	14			1						1	2		18
World Development Indicators Online (WDI Online)	2	11	1			2						1	17
The Journal of finance	2	4	1	1							2	6	16
British journal of special education						15							15
The American economic review	1	6	2		2		1				1	2	15
Blackwell Synergy	1	1	3							7	2		14
Credit	2	3	2	2	2		1		1	1			14
Journal of Productivity Analysis		5	3	1							1	4	14
Supply Chain Management: An International Journal	1	1	1	1						7	2		13
Visual Impairment Research				1		12							13
Annals of tourism research	4		5			1			1				11
AACE international transactions	1		3	1	3					2			10
Elsevier ScienceDirect	1		4							2	2	1	10
Harvard business review	3	4	1					1		1			10
International Journal of Sports Marketing and Sponsorship	3	7											10
The Academy of Management review		1	8								1		10
The journal of supply chain management	2	1	3				1			2			9
AABT Clinical Assessment Series	2	1		2						2		1	8
Applied economics	3	3			1	1							8
Applied Economics Letters	8												8
Guidance & Counselling	1		3			3			1				8
Historical materialism		1										7	8
International Journal of Service Industry Management			8										8

1. Dept. Of Applied Informatics 2. Dept. Of Economics 3. Dept. of Business Administration 4. Dept. of Accounting and Finance 5. Dept. of International and European, Economic and Social Sciences with two separate majors International and European Studies and Diplomacy 6. Dept. Of Educational and Social Policy					7. Dept. Of Balkan Slavonic and Oriental Studies 8. Dept. Of Music Science and Art 9. Dept. Of Technology Management 10. Dept. Of Marketing and Operations Management 11. Other (Library, registrars, etc) 12. I am not a student, or an employee of the university								
Journal of Learning Disabilities						6						2	8
Journal of retailing		1	1							6			8
Public budgeting and finance			6	2									8
The review of income and wealth		7	1										8
Tourism management	5		2							1			8
ΕΣΥΕ Στατιστικά Στοιχεία	3		3			1					1		8
Τιμές Χρηματιστηρίου Αθηνών (Athens Exchange Prices)		5	2	1									8
Applied financial economics	3	2	1			1							7
Journal of Travel and Tourism Marketing	2	2	1							2			7
Omega (Oxford)		7											7
The Rand journal of economics		5										2	7
Academy of Management journal	3	1	1								1		6
Analyst (Jstor)					2			4					6
British journal of management		2									4		6
Cambridge Journals Online		1	2	1						1	1		6
Dissertation Abstracts International	1			1	1	2	1						6
DOAJ: Directory of Open Access Journals	1	1		1	1					1		1	6
FreeFullText.com	3		2		1								6
Grove Music Online								5				1	6
Informaworld			1	3							2		6
International Journal of Physical Distribution & Logistics Management			4		1				1				6
Scopus	2		1		1						2		6
The journal of economic perspectives					6								6
The Journal of political economy	1	3									1	1	6
Wiley Interscience		1	2	1							2		6
Adelphi papers					4							1	5
British Journal of Guidance and Counselling		1				4							5

1. Dept. Of Applied Informatics 2. Dept. Of Economics 3. Dept. of Business Administration 4. Dept. of Accounting and Finance 5. Dept. of International and European, Economic and Social Sciences with two separate majors International and European Studies and Diplomacy 6. Dept. Of Educational and Social Policy					7. Dept. Of Balkan Slavonic and Oriental Studies 8. Dept. Of Music Science and Art 9. Dept. Of Technology Management 10. Dept. Of Marketing and Operations Management 11. Other (Library, registrars, etc) 12. I am not a student, or an employee of the university								
European management journal	3	1	1										5
Exceptional children			1			4							5
Human relations (Sage)		1	4										5
Inspec			3	1	1								5
International Financial Statistics Online Service	2	1	1	1									5
Journal of Leisure Research			4			1							5
Journal of monetary economics		4										1	5
Journal of Refugee Studies		1					4						5
Journal of Regulatory Economics		5											5
Journal of Southern Europe and the Balkans	1	1	1		1	1							5
Long range planning	2		2	1									5
OECD Health Data		5											5
Problems of Economic Transition					5								5
Quarterly journal of economics		5											5
The American Journal of International Law							5						5
The European Library			2	1	1						1		5
The Journal of Special Education						5							5
The New York times magazine				2							1	2	5
United Nations Statistical Databases		4										1	5
Web of Science	1		2			1					1		5
Work and Occupations			2			3							5
ABA Bank Marketing		1	1	2									4
Accounting and the public interest					4								4
Administrative science quarterly			3								1		4
American Visions											4		4
Applied psychology (Blackwell)		2	2										4
Art Index												4	4
Business Research: Case Studies and Surveys		1	1	1							1		4

1. Dept. Of Applied Informatics 2. Dept. Of Economics 3. Dept. of Business Administration 4. Dept. of Accounting and Finance 5. Dept. of International and European, Economic and Social Sciences with two separate majors International and European Studies and Diplomacy 6. Dept. Of Educational and Social Policy					7. Dept. Of Balkan Slavonic and Oriental Studies 8. Dept. Of Music Science and Art 9. Dept. Of Technology Management 10. Dept. Of Marketing and Operations Management 11. Other (Library, registrars, etc) 12. I am not a student, or an employee of the university								
Classical philology											4		4
Current Issues in Tourism		1	2							1			4
Dyslexia						4							4
Economic systems research : journal of the International Input-Output Association		2	1	1									4
European economic review		1	1		2								4
European Journal of Special Needs Education	1					3							4
European Security					3	1							4
Human Resource Development Quarterly			4										4
IMF staff papers (1999)			1		3								4
Interfaces		2	2										4
Journal of Applied Phycology	1	1	2										4
Journal of applied psychology	2		1			1							4
Journal of business finance & accounting	1		2	1									4
Journal of fashion marketing and management	1										1	2	4
Journal of financial economics			1								3		4
Journal of Small Business and Enterprise Development		4											4
Journal of Travel Research	1		3										4
Library, Information Science & Technology Abstracts - LISTA								2		2			4
Media News Analysis: The New York Times Is Set to Purchase About.com												4	4
Monthly Review		1			1				1			1	4
NBER Working Paper Series - National Bureau of Economic Research					4								4
OCLC Union Lists of Periodicals											4		4
OECD Economic Outlook Database	3										1		4
OECD's Corporate Data Environment (CDE)			2	1								1	4
Organizational behavior and human decision	1		1	1	1								4

1. Dept. Of Applied Informatics 2. Dept. Of Economics 3. Dept. of Business Administration 4. Dept. of Accounting and Finance 5. Dept. of International and European, Economic and Social Sciences with two separate majors International and European Studies and Diplomacy 6. Dept. Of Educational and Social Policy					7. Dept. Of Balkan Slavonic and Oriental Studies 8. Dept. Of Music Science and Art 9. Dept. Of Technology Management 10. Dept. Of Marketing and Operations Management 11. Other (Library, registrars, etc) 12. I am not a student, or an employee of the university								
processes													
Personnel psychology						4							4
Scirus			3								1		4
Sociological Abstracts		1									2	1	4
SpringerLink	1										3		4
The accounting review	1			3									4
The American music teacher								4					4
The China Quarterly					4								4
The Impact of FDI on Economic Growth	1	1	2										4
The journal of management studies		4											4
The journal of services marketing										4			4
The leadership quarterly	1		3										4
World Economic Outlook Database IMF - International Monetary Fund		2	1									1	4
Εθνικό Αρχείο Διδακτορικών Διατριβών	2				1	1							4
Ελληνική Οικονομία σε Αριθμούς, Η		4											4
Ένωση Ελληνικών Τραπεζών					4								4
Accounting, Auditing, & Accountability Journal			2	1									3
Agricultural economics : the journal of the International Association of Agricultural Economists (Blackwell)	1	1										1	3
American Journal of Community Psychology						3							3
Association of Learned and Professional Society Publishers (ALPSP) Journals Collection	1				2								3
Autism		1		1		1							3
Board Leadership			3										3
British journal of learning disabilities						3							3
Broadcasting & Cable											3		3
Comparative strategy		1			2								3



1. Dept. Of Applied Informatics 2. Dept. Of Economics 3. Dept. of Business Administration 4. Dept. of Accounting and Finance 5. Dept. of International and European, Economic and Social Sciences with two separate majors International and European Studies and Diplomacy 6. Dept. Of Educational and Social Policy				7. Dept. Of Balkan Slavonic and Oriental Studies 8. Dept. Of Music Science and Art 9. Dept. Of Technology Management 10. Dept. Of Marketing and Operations Management 11. Other (Library, registrars, etc) 12. I am not a student, or an employee of the university									
Corporate Governance (Emerald Group Publishing)			2							1			3
CSA Neurosciences Abstracts	1	1									1		3
EdStats		3											3
Educational and psychological measurement		1	2										3
Entering Emerging Markets		3											3
Europa: η δικτυακή πύλη της Ευρωπαϊκής Ένωσης	2		1										3
European review of agricultural economics			1	2									3
European Sport Management Quarterly		3											3
Foreign Affairs					3								3
Human Resource Management		1	1			1							3
ICAP Data		2		1									3
INFOMINE			2		1								3
International Journal of Operations & Production Management	2	1											3
International Journal of Retail & Distribution Management			1							2			3
International journal of special education			2			1							3
International Security					3								3
International Trade Center		1	1		1								3
JMR, Journal of marketing research	1	1	1										3
Journal for Research in Mathematics Education											3		3
Journal of accounting and economics				3									3
Journal of American culture (Blackwell)											3		3
Journal of Autism and Developmental Disorders						3							3
Journal of Consumer Behaviour			3										3
Journal of Counseling and Development : JCD		1				2							3
Journal of econometrics	1	2											3
Journal of health economics		3											3

1. Dept. Of Applied Informatics 2. Dept. Of Economics 3. Dept. of Business Administration 4. Dept. of Accounting and Finance 5. Dept. of International and European, Economic and Social Sciences with two separate majors International and European Studies and Diplomacy 6. Dept. Of Educational and Social Policy				7. Dept. Of Balkan Slavonic and Oriental Studies 8. Dept. Of Music Science and Art 9. Dept. Of Technology Management 10. Dept. Of Marketing and Operations Management 11. Other (Library, registrars, etc) 12. I am not a student, or an employee of the university									
Journal of international management			2								1		3
Journal of money, credit, and banking (Ohio State University Press)		2										1	3
Journal of personality and social psychology			3										3
Journal of Strategic Studies					3								3
JSTOR: the scholarly journal archive			1							1	1		3
Learning disability quarterly : journal of the Division for Children with Learning Disabilities						3							3
Main Economic Indicators Database	1		1		1								3
MathSciNet (Mathematical Reviews on the Web)									2		1		3
MIS quarterly	2	1											3
Neuroscience and biobehavioral reviews						3							3
OECD Education Statistics		2	1										3
RILM Abstracts of Music Literature				1				2					3
South-Eastern Europe Journal of Economics (SEEJE)		3											3
Strategic HR Review			1							2			3
The economic journal : the quarterly journal of the Royal Economic Society						3							3
The international journal of human resource management			3										3
The Journal of Consumer Marketing			2							1			3
Total quality management			3										3
Women in Management Review			3										3
Written Communication					3								3
19th-Century Music								2					2
AACE journal		1	1										2
ABA banking journal			1	1									2
Accounting horizons		1		1									2
Accounting, organizations and society			1	1									2

1. Dept. Of Applied Informatics 2. Dept. Of Economics 3. Dept. of Business Administration 4. Dept. of Accounting and Finance 5. Dept. of International and European, Economic and Social Sciences with two separate majors International and European Studies and Diplomacy 6. Dept. Of Educational and Social Policy					7. Dept. Of Balkan Slavonic and Oriental Studies 8. Dept. Of Music Science and Art 9. Dept. Of Technology Management 10. Dept. Of Marketing and Operations Management 11. Other (Library, registrars, etc) 12. I am not a student, or an employee of the university								
Advanced Manufacturing					1					1			2
Advances in Speech Language Pathology						2							2
Advertising age												2	2
Agricultural economics : the journal of the International Association of Agricultural Economists (Elsevier)	1	1											2
AgZines				1								1	2
Airline business		1										1	2
American educational research journal		1		1									2
American journal of agricultural economics		1		1									2
American journal on mental retardation						2							2
Anthropological Quarterly							2						2
Antitrust Bulletin		2											2
Antitrust Law Journal		2											2
Apparel industry magazine		1			1								2
Applied research in mental retardation						2							2
Asia Pacific Journal of Tourism Research		2											2
ATA Journal of Legal Tax Research					1	1							2
B2B Brand Management	2												2
Beverage World	1	1											2
Biomedical digital libraries			1	1									2
Biotechnology and Bioengineering Abstracts									2				2
Black Book - Digital's Downsides for Media		1	1										2
Britannia											2		2
Broadwoven Fabrics and Other Textiles Industry Yearbook												2	2
Budgeting: A Comparative Theory of Budgetary Processes			2										2
Business 2010				1	1								2

1. Dept. Of Applied Informatics 2. Dept. Of Economics 3. Dept. of Business Administration 4. Dept. of Accounting and Finance 5. Dept. of International and European, Economic and Social Sciences with two separate majors International and European Studies and Diplomacy 6. Dept. Of Educational and Social Policy					7. Dept. Of Balkan Slavonic and Oriental Studies 8. Dept. Of Music Science and Art 9. Dept. Of Technology Management 10. Dept. Of Marketing and Operations Management 11. Other (Library, registrars, etc) 12. I am not a student, or an employee of the university								
Business and Company Resource Center					2								2
Business Franchise							2						2
Call Center Solutions	1									1			2
Cambridge Journal of Economics		1										1	2
Chinese Librarianship: an International Electronic Journal	2												2
Complete Guide to International Financial Reporting Standards				2									2
CRM			1							1			2
Cross-Cultural Research : Official Journal of the Society for Cross-Cultural Research / Sponsored by the Human Relations Area Files, Inc	2												2
Curator											2		2
Current science (Indian Academy of Sciences)	1		1										2
Data Compression Conference, 1998. DCC '98. Proceedings	2												2
Decision sciences			1								1		2
Developmental medicine and child neurology (Cambridge)		1				1							2
Disasters		2											2
Econometric Theory		2											2
Econometrica : journal of the Econometric Society		1										1	2
Economics and Philosophy												2	2
Educational Leadership : Journal of the Association for Supervision and Curriculum Development						2							2
Educational psychology						2							2
Electronic Commerce Research	2												2
Electronic green journal [online]										2			2
Electronics and Communications Abstracts											2		2

1. Dept. Of Applied Informatics 2. Dept. Of Economics 3. Dept. of Business Administration 4. Dept. of Accounting and Finance 5. Dept. of International and European, Economic and Social Sciences with two separate majors International and European Studies and Diplomacy 6. Dept. Of Educational and Social Policy					7. Dept. Of Balkan Slavonic and Oriental Studies 8. Dept. Of Music Science and Art 9. Dept. Of Technology Management 10. Dept. Of Marketing and Operations Management 11. Other (Library, registrars, etc) 12. I am not a student, or an employee of the university								
Emerging markets, finance and trade			1		1								2
EQ						2							2
EULER: European Libraries and Electronic Resources in Mathematical Sciences									2				2
European journal of communication					2								2
European Journal of Marketing			1							1			2
Eurostat Statistics	1										1		2
Financial accountability & management in governments, public services, and charities			1	1									2
Financial management (Blackwell)		1	1										2
Financial practice and education : FPE : journal of the Financial Management Association										2			2
Financial World		1									1		2
FindArticles			2										2
FITA: International Trade Web Resources					1					1			2
Food and Agriculture Report	2												2
Franchise Law Journal						2							2
Fuzzy Equational Logic								2					2
Gale Virtual Reference Library			2										2
Global tourism									2				2
Google Scholar			1					1					2
Health policy			2										2
Human Performance									2				2
Human resource development international			2										2
Human Resource Management International Digest			1	1									2
Human Resource Planning : HR			2										2
Industrial marketing management									2				2
International affairs					2								2
International business review										2			2

1. Dept. Of Applied Informatics 2. Dept. Of Economics 3. Dept. of Business Administration 4. Dept. of Accounting and Finance 5. Dept. of International and European, Economic and Social Sciences with two separate majors International and European Studies and Diplomacy 6. Dept. Of Educational and Social Policy					7. Dept. Of Balkan Slavonic and Oriental Studies 8. Dept. Of Music Science and Art 9. Dept. Of Technology Management 10. Dept. Of Marketing and Operations Management 11. Other (Library, registrars, etc) 12. I am not a student, or an employee of the university								
International Index to Music Periodicals - IIMP								2					2
International Journal of Finance and Economics		1			1								2
International journal of hospitality management	1		1										2
International Journal of Mobile Marketing	1		1										2
International journal of political economy		2											2
International journal of production economics		1		1									2
International journal of tourism management			1							1			2
International Journal of Whole Schooling						2							2
International Political Science Abstracts					1						1		2
International relations					2								2
International Trade Finance					1			1					2
Internet Law - Business - Wholesale Trade Online (B2B)	2												2
Introduction to Fuzzy Logic using MATLAB									2				2
Irish medical journal						2							2
Journal Citation Reports - JCR	1	1											2
Journal of accounting research		1		1									2
Journal of Applied Business Research		2											2
Journal of Banking & Finance		1									1		2
Journal of economic surveys		2											2
Journal of economic theory		1							1				2
Journal of Education Policy			1			1							2
Journal of Educational Change						2							2
Journal of ethnic and migration studies		2											2
Journal of European public policy					1		1						2
Journal of health management				2									2
Journal of international accounting auditing & taxation				2									2
Journal of international business studies		2											2

1. Dept. Of Applied Informatics 2. Dept. Of Economics 3. Dept. of Business Administration 4. Dept. of Accounting and Finance 5. Dept. of International and European, Economic and Social Sciences with two separate majors International and European Studies and Diplomacy 6. Dept. Of Educational and Social Policy					7. Dept. Of Balkan Slavonic and Oriental Studies 8. Dept. Of Music Science and Art 9. Dept. Of Technology Management 10. Dept. Of Marketing and Operations Management 11. Other (Library, registrars, etc) 12. I am not a student, or an employee of the university								
Journal of Leisure Property						2							2
Journal of Marketing	1										1		2
Journal of Money, Credit, and Banking												2	2
Journal of Peace Research		1			1								2
Journal of Portfolio Management			1								1		2
Journal of Reading Education						2							2
Journal of Sustainable Tourism	1									1			2
Journal of the American Statistical Association			2										2
Journalism and Mass Communication Quarterly	1		1										2
Leadership & Organization Development Journal				1			1						2
Lingua							2						2
Logistics Systems Analysis	1							1					2
Manufacturing Case Study: Babcock & Wilcox Accelerates Design With Rules-Based Strategy		1	1										2
Media News Analysis: iTunes Proves Its Point One Year and 70 Million Downloads Later		2											2
Mental retardation and developmental disabilities research reviews						2							2
Networked Digital Library of Theses and Dissertations											2		2
New Media Markets' UK Digital Television												2	2
Notre Dame Philosophical Reviews	2												2
OECD STAN Industry Structural Analysis		1		1									2
OECD Statistical Compendium		2											2
Organization studies		2											2
Population Studies		2											2
Quality in Higher Education	1										1		2
Remedial and Special Education : RASE						1						1	2
Review of International Studies					2								2
Review of Public Personnel Administration						2							2

1. Dept. Of Applied Informatics 2. Dept. Of Economics 3. Dept. of Business Administration 4. Dept. of Accounting and Finance 5. Dept. of International and European, Economic and Social Sciences with two separate majors International and European Studies and Diplomacy 6. Dept. Of Educational and Social Policy					7. Dept. Of Balkan Slavonic and Oriental Studies 8. Dept. Of Music Science and Art 9. Dept. Of Technology Management 10. Dept. Of Marketing and Operations Management 11. Other (Library, registrars, etc) 12. I am not a student, or an employee of the university									
SAGE Journals Online	2													2
Science and Public Policy	1	1												2
Scientometrics	1		1											2
Social research			2											2
Southern Economic Journal		2												2
Sport marketing quarterly : SMQ	1										1			2
Strategic finance			1	1										2
Strategic Human Resource Management			2											2
The British journal of politics and international relations				2										2
The business quarterly		2												2
The Career Development Quarterly					2									2
The Financial analysts journal			1								1			2
The Historical Journal												2		2
The Manchester School		2												2
The Mid-Atlantic Journal of Business			1	1										2
The review of economics and statistics												2		2
The review of financial studies			1					1						2
The review of radical political economics (Sage)		2												2
Topics in Early Childhood Special Education					2									2
Travel Case Study: KLM Demonstrates the Power of Persuasion to Drive CRM Success			1	1										2
UNESCO Institute for Statistics		2												2
Wirtschaft ? schnell erfasst			2											2
World Development							2							2
World Politics					2									2
ZEW Economic Studies		1	1											2
Βιβλιογραφία για τη νέα ελληνική γλώσσα	1				1									2
Ελληνικά Ερευνητικά Έργα					2									2



1. Dept. Of Applied Informatics 2. Dept. Of Economics 3. Dept. of Business Administration 4. Dept. of Accounting and Finance 5. Dept. of International and European, Economic and Social Sciences with two separate majors International and European Studies and Diplomacy 6. Dept. Of Educational and Social Policy					7. Dept. Of Balkan Slavonic and Oriental Studies 8. Dept. Of Music Science and Art 9. Dept. Of Technology Management 10. Dept. Of Marketing and Operations Management 11. Other (Library, registrars, etc) 12. I am not a student, or an employee of the university								
Ευρετήριο Ελληνικών Περιοδικών Αρχείων Web					2								2
Μεγέθη τραπεζών					2								2

Table 22: Resources accessed only once during the survey period

- |  |   |
|--|---|
| <ul style="list-style-type: none"> <li>▪ 2004 International Symposium on Applications and the Internet (SAINT'04)</li> <li>▪ 36th Annual IEEE/ACM International Symposium on Microarchitecture (MICRO-36)</li> <li>▪ A.M. Best Newswire</li> <li>▪ AACR education book</li> <li>▪ aaiPharma, Inc. SWOT analysis</li> <li>▪ AATA Online: Abstracts of International Conservation Literature</li> <li>▪ Abacus</li> <li>▪ Academic radiology</li> <li>▪ Academy of Management learning and education</li> <li>▪ Academy of Marketing Science Review</li> <li>▪ Accountability for International Humanitarian Law Violations: The Case of Rwanda and East Timor</li> <li>▪ Accountancy</li> <li>▪ Accountancy Industry Profile: Europe</li> <li>▪ Accounting and Financial System Reform in Eastern Europe and Asia</li> <li>▪ ACM Transactions on Internet Technology</li> <li>▪ ACM Transactions on Multimedia Computing, Communications, and Applications (TOMCCAP)</li> <li>▪ Across the disciplines : interdisciplinary perspectives on language, learning, and academic writing</li> <li>▪ Acta Musicologica</li> <li>▪ Adult education and development. Education des adultes et developpement. Educacion de adultos y desarrollo</li> <li>▪ Adult Education Quarterly</li> <li>▪ Adult Learning</li> <li>▪ Advanced Studies in Theoretical and Applied Econometrics</li> <li>▪ Advances in consumer research</li> <li>▪ Advances in Control, Communication Networks, and Transportation Systems</li> <li>▪ Advances in Economic Analysis and Policy</li> <li>▪ Advancing women in leadership</li> <li>▪ Advertising age's business marketing</li> <li>▪ Africa today (Bloomington)</li> <li>▪ African studies quarterly</li> <li>▪ AgEcon</li> <li>▪ AgECONCD</li> <li>▪ Agora: online graduate humanities journal</li> <li>▪ AGRICOLA</li> <li>▪ Agriculture and environment</li> <li>▪ Agriculture and Human Values</li> <li>▪ AIDS care</li> <li>▪ Air &amp; Space Power Journal</li> <li>▪ Air and space law</li> </ul> | <ul style="list-style-type: none"> <li>▪ Airline Industry Information</li> <li>▪ Alaska journal of commerce (Anchorage, AK)</li> <li>▪ Algeria economic studies</li> <li>▪ Allmerica Financial Corp. SWOT Analysis</li> <li>▪ American communication journal</li> <li>▪ American journal of archaeology : the journal of the Archaeological Institute of America</li> <li>▪ American Journal of Hematology</li> <li>▪ American Journalism Review : AJR</li> <li>▪ Americanization of the European Economy</li> <li>▪ An Archaeology of Colonial Identity</li> <li>▪ An Introduction to Efficiency and Productivity Analysis</li> <li>▪ An Introduction to Programming and Numerical Methods in MATLAB</li> <li>▪ Annals of Dyslexia : An Interdisciplinary Journal of the Orton Dyslexia Society</li> <li>▪ Annals of the American Academy of Political and Social Science</li> <li>▪ Annals of the Association of American Geographers</li> <li>▪ Annals of vascular surgery (Springer)</li> <li>▪ Anthropology today</li> <li>▪ Anxiety, Stress and Coping</li> <li>▪ Applications of Supply Chain Management and E-Commerce Research</li> <li>▪ Arabian archaeology and epigraphy</li> <li>▪ Archaeology of Household Activities</li> <li>▪ Architectural Publications Index</li> <li>▪ Archive for history of exact sciences</li> <li>▪ Aria database</li> <li>▪ Art Museum Image Gallery</li> <li>▪ Asian affairs</li> <li>▪ Asian Green Electronics, 2004. AGEC. Proceedings of 2004 International IEEE Conference on the</li> <li>▪ Asian Green Electronics, 2005. AGEC. Proceedings of 2005 International Conference on</li> <li>▪ Assessment in Education: Principles, Policy, and Practice</li> <li>▪ Asset Finance International</li> <li>▪ Augmentative and alternative communication : AAC</li> <li>▪ Australian economic papers</li> <li>▪ Automotive Logistics</li> <li>▪ Automotive News Analysis: BMW Should Support, Not Fight, Its Dealers to Ensure Quality</li> <li>▪ Automotive News Analysis: SAP Expands Into the Automotive Retailing Segment</li> <li>▪ Automotive Retail Industry Profile: Global</li> </ul> |
|--|---|

- Air cargo world
- Bank Technology News
- Banking
- Basic and Applied Social Psychology
- Behavior and social Issues
- Behavioral and Cognitive Neuroscience Reviews
- Behaviour & information technology
- Bibliography of Africana Periodical Literature
- BiblioNet - Greek Books in Print
- Biometrics
- BIS International Financial Statistics
- Black Book - U.S. Media: The Emperor Has Old Clothes
- Body, Space and Technology
- Brain & development
- Brand strategy
- British Journal of Ethnomusicology
- British journal of haematology
- British Journal of Music Education
- Building and environment
- Business and society review
- Business horizons
- Canadian Journal of Statistics
- Capital & Class
- Career Development International
- Central Asia Business News
- Central European
- Central European Journal of Operations Research
- Child: Care, Health and Development
- China Tourism Report
- Chinese Markets for Coated Fabrics
- CIBC observations
- Click Commerce, Inc. SWOT Analysis
- Clinical and Laboratory Haematology
- Clinical neuroscience research
- Columbia journalism review
- Comparative Studies in Society and History
- Competition and change
- Computer languages, systems and structures
- Computer law and security report
- Computers in industry
- Conflict Resolution
- Conflict Resolution Quarterly
- Consumer Logistics Industry Profile: Europe
- Consumer Logistics Industry Profile: United Kingdom
- Contemporary accounting research = Recherche comptable contemporaine
- Contemporary educational psychology
- Contemporary European History
- Critical perspectives on accounting
- Critique - Journal of Socialist Theory
- Current issues in education
- Current science (Weekly Reader)
- DBLP-Computer Science Bibliography
- Developing a Shopping Center Business Plan
- Developmental psychology
- Deviant Behavior
- Digital Archaeology: Bridging Method and Theory
- Diplomacy and Statecraft
- Diplomatic history
- Direct & Interactive Marketing
- Disaster Prevention and Management
- Distance Education Clearinghouse
- Doppler Ultrasound in Obstetrics and Gynecology
- Drinks Retailing Industry Profile: Europe
- Early Child Development and Care : ECDC
- East European Quarterly
- East Med (Middle East Monitor)
- EC&M
- ECO
- Economic & Financial Policy Review
- Economic Bulletin for Europe
- Economic development and cultural change
- Economic modelling
- Economic theory
- Economics of education review
- Economies in Transition
- EconStats
- Education & Training
- Education Libraries
- Educational Studies (Lawrence Erlbaum)
- Education-Line
- Electronic commerce news
- EMIS Electronic library of mathematics
- Emotion
- Empirical Economics
- Ethnic and Racial Studies
- European Journal of Archaeology
- European journal of endocrinology
- European journal of information systems : an official journal of the Operational Research Society
- European journal of political economy
- European physical education review
- European Taxation
- European Union Politics
- European Urban and Regional Studies
- Europe-Asia studies
- FAOSTAT Database Collection

- Contributions to Music Education
- Cooperation and Conflict
- Corporate governance
- Country Commercial Guides

- FedStats
- Fertility and sterility
- Filtration & separation
- Finance & development

<ul style="list-style-type: none"> <li>▪ Finance research letters</li> <li>▪ Financial management (Financial Management Association)</li> <li>▪ Financial market trends</li> <li>▪ Financial markets, institutions &amp; instruments</li> <li>▪ Financial Protection in the UK Building Industry: Bonds, Retentions and Guarantees</li> <li>▪ Financial Services Research Report: Electronic Bill Services Are Key to Interactive Retail Banking</li> <li>▪ Financial Services Research Report: Web Banking: Keep It Simple, But Offer Users a Chance to View Bills</li> <li>▪ Focus on Autism and Other Developmental Disabilities</li> <li>▪ Food Logistics</li> <li>▪ Free Access Journals - High Wire</li> <li>▪ Fuel Retailing Industry Profile: Europe</li> <li>▪ Fundamental Issues in Archaeology</li> <li>▪ Fuzzy Logic and Applications</li> <li>▪ FW</li> <li>▪ Gender &amp; history</li> <li>▪ Geographical Review</li> <li>▪ German economic review</li> <li>▪ Global Education Database - GED</li> <li>▪ Global finance journal</li> <li>▪ Global Trade Perspective 2005 - Green or Dry Hay &amp; Fodder</li> <li>▪ Global Trade Perspective 2005 - Tool Sets for Retail Sale</li> <li>▪ Global Trade Perspective 2005 - Woven Fabrics of Less Than 85% Polyester Staple Fibers by Weight, Mixed Mainly with Cotton, Not Exc. 170 G/M2</li> <li>▪ Gold bulletin</li> <li>▪ Gold Industry Profile: Global</li> <li>▪ Greece Tourism Report</li> <li>▪ Greek Mysteries: The Archaeology of Ancient Greek Secret Cults</li> <li>▪ Green &amp; Black's Case Study: Developing a Niche Brand within the Competitive Confectionery Market</li> <li>▪ Greenhouse Gas Emissions - Fluxes and Processes</li> <li>▪ Groningen Growth and Development Centre Data Series</li> <li>▪ Gulf States Toyota, Inc. SWOT Analysis</li> <li>▪ Handbook of Economic Forecasting</li> </ul>	<ul style="list-style-type: none"> <li>▪ Harvard management communication letter : a newsletter from Harvard Business School Publishing</li> <li>▪ Hays, PLC SWOT Analysis</li> <li>▪ Health administrator</li> <li>▪ Health care management review</li> <li>▪ Health Data Management</li> <li>▪ Health economics</li> <li>▪ Health Executive</li> <li>▪ Health facilities management</li> <li>▪ History of Political Economy</li> <li>▪ Hi-Tech Logistics Industry Profile: Europe</li> <li>▪ Holocaust and Genocide Studies</li> <li>▪ Human Capital Management</li> <li>▪ Human Development Indicators</li> <li>▪ Human immunology</li> <li>▪ Human relations (Springer)</li> <li>▪ Human Resource Department Management Report</li> <li>▪ Human Resource Management in Developing Countries</li> <li>▪ Human resource management journal (Blackwell)</li> <li>▪ Human Resources Magazine</li> <li>▪ Human rights quarterly</li> <li>▪ Hydrology and Earth System Sciences</li> <li>▪ ICAI Journal of Applied Economics</li> <li>▪ ICAI Journal of International Business</li> <li>▪ ICAI Journal of Managerial Economics</li> <li>▪ ICAI Journal of Monetary Economics</li> <li>▪ ICAI Journal of Operations Management</li> <li>▪ Immigrants and Minorities</li> <li>▪ Improving Business Reporting - A Customer Focus (The Jenkins Report)</li> <li>▪ IMS Health SWOT Analysis</li> <li>▪ Industry and Innovation</li> <li>▪ Infant behavior &amp; development</li> <li>▪ Information Management &amp; Computer Security</li> <li>▪ INFORMS Online</li> <li>▪ InfoWorld</li> <li>▪ Intercultural education</li> <li>▪ International finance</li> <li>▪ International journal of accounting information systems</li> <li>▪ International Journal of Advertising</li> <li>▪ International Journal of Bank Marketing</li> <li>▪ International Journal of Clothing Science and</li> </ul>
--	---

<ul style="list-style-type: none"> <li>▪ Handbook of Human Resource Management Practice</li> <li>▪ Handbook of International Trade</li> <li>▪ Handbook of Logistics &amp; Distribution Management</li> <li>▪ Harvard international journal of press/politics</li> </ul>	<p>Technology</p> <ul style="list-style-type: none"> <li>▪ International Journal of Game Theory</li> <li>▪ International journal of green energy</li> <li>▪ International Journal of Inclusive Education</li> <li>▪ International journal of leadership in education</li> <li>▪ International journal of logistics : research and applications : the journal of the Logistics Research Network</li> </ul>
<ul style="list-style-type: none"> <li>▪ International journal of medical informatics</li> <li>▪ International journal of production research</li> <li>▪ International Journal of Productivity and Performance Management</li> <li>▪ International Journal of Social Economics</li> <li>▪ International Journal of Speleology</li> <li>▪ International Journal of Technology Assessment in Health Care</li> <li>▪ International journal of urban and regional research</li> <li>▪ International Marketing Review</li> <li>▪ International migration review : IMR</li> <li>▪ International Peacekeeping (UK)</li> <li>▪ International Review of Administrative Sciences</li> <li>▪ International review of applied economics</li> <li>▪ International studies in the philosophy of science : I.S.P.S</li> <li>▪ International studies review</li> <li>▪ International Tax and Public Finance</li> <li>▪ International Trade</li> <li>▪ International Trade by Commodity Statistics - ITCS</li> <li>▪ Internet Law - Legal - Global Commercial Transactions</li> <li>▪ Internet Research</li> <li>▪ Intertax</li> <li>▪ Investment Banking &amp; Brokerage Industry Profile: Global</li> <li>▪ IT Expenditure in eBanking Industry Profile: France</li> <li>▪ I-Ways</li> <li>▪ Journal for the study of religions and ideologies</li> <li>▪ Journal of accountancy</li> <li>▪ Journal of accounting and public policy</li> <li>▪ Journal of Advertising</li> <li>▪ Journal of advertising research (WARC)</li> <li>▪ Journal Of Agricultural And Applied Economics</li> <li>▪ Journal of anthropological archaeology</li> <li>▪ Journal of applied developmental psychology</li> <li>▪ Journal of Biomedical Informatics</li> <li>▪ Journal of Business &amp; Economic Statistics : A Publication of the American Statistical</li> </ul>	<ul style="list-style-type: none"> <li>▪ Journal of emerging market finance</li> <li>▪ Journal of employment counseling</li> <li>▪ Journal of experimental psychology: human perception and performance</li> <li>▪ Journal of Financial Crime</li> <li>▪ Journal of Financial Statement Analysis</li> <li>▪ Journal of Foodservice</li> <li>▪ Journal of general management</li> <li>▪ Journal of graph algorithms and applications</li> <li>▪ Journal of heritage tourism</li> <li>▪ Journal of Hospitality and Tourism Management</li> <li>▪ Journal of hospitality and tourism research</li> <li>▪ Journal of hydrology</li> <li>▪ Journal of Industrial Textiles</li> <li>▪ Journal of Information Science</li> <li>▪ Journal of Intelligent Manufacturing</li> <li>▪ Journal of Interactive Learning Research</li> <li>▪ Journal of international economics</li> <li>▪ Journal of macroeconomics</li> <li>▪ Journal of Management Information Systems : JMIS</li> <li>▪ Journal of Mediterranean Archaeology</li> <li>▪ Journal of midwifery &amp; women's health</li> <li>▪ Journal of Modern Greek Studies</li> <li>▪ Journal of Music Teacher Education</li> <li>▪ Journal of Neural Transmission</li> <li>▪ Journal of neurophysiology</li> <li>▪ Journal of nurse-midwifery</li> <li>▪ Journal of nursing staff development : JNSD</li> <li>▪ Journal of Obstetrics and Gynaecology Research</li> <li>▪ Journal of occupational and environmental medicine</li> <li>▪ Journal of Peasant Studies</li> <li>▪ Journal of personality</li> <li>▪ Journal of Plastic Film and Sheeting</li> <li>▪ Journal of Post Keynesian Economics</li> <li>▪ Journal of professional services marketing</li> <li>▪ Journal of public economics</li> <li>▪ Journal of public health management and practice: JPHMP</li> <li>▪ Journal of Public Policy</li> </ul>

<p>Association</p> <ul style="list-style-type: none"> <li>▪ Journal of business ethics : JBE</li> <li>▪ Journal of Business Forecasting</li> <li>▪ Journal of Business Logistics</li> <li>▪ Journal of business research</li> <li>▪ Journal of Career Assessment</li> <li>▪ Journal of cleaner production</li> <li>▪ Journal of communication disorders</li> <li>▪ Journal of Consumer Culture</li> <li>▪ Journal of Consumer Policy</li> </ul>	<ul style="list-style-type: none"> <li>▪ Journal of purchasing and supply management</li> <li>▪ Journal of Quantitative Criminology</li> <li>▪ Journal of Research in Music Education</li> <li>▪ Journal of research in personality</li> <li>▪ Journal of Semantics</li> <li>▪ Journal of Slavic Military Studies</li> <li>▪ Journal of Social Archaeology</li> <li>▪ Journal of Speculative Philosophy</li> <li>▪ Journal of sport management</li> <li>▪ Journal of strategic marketing</li> <li>▪ Journal of the Academy of Marketing Science (Sage)</li> </ul>
<ul style="list-style-type: none"> <li>▪ Journal of the American Ceramic Society (Blackwell)</li> <li>▪ Journal of the American Military Institute</li> <li>▪ Journal of the History of Ideas</li> <li>▪ Journal of Tourism and Cultural Change</li> <li>▪ Journal of Transport Economics and Policy</li> <li>▪ Journal of vocational behavior</li> <li>▪ Journal of Vocational Rehabilitation</li> <li>▪ Journal of world business : JWB</li> <li>▪ Journalism studies</li> <li>▪ Kansas City Business Journal</li> <li>▪ Kluwer Law International (KLI)</li> <li>▪ Laboratory hematology</li> <li>▪ Labordoc</li> <li>▪ Laborsta</li> <li>▪ Language Problems &amp; Language Planning</li> <li>▪ Language, Speech &amp; Hearing Services in Schools</li> <li>▪ Leadership (Sage)</li> <li>▪ Leisure Report</li> <li>▪ Leisure sciences</li> <li>▪ Libraries and culture</li> <li>▪ Logistics Information Management</li> <li>▪ Logistics Today</li> <li>▪ Logistique &amp; Management</li> <li>▪ Management communication quarterly : MCQ</li> <li>▪ Management science</li> <li>▪ Managerial Auditing Journal</li> <li>▪ Managerial Finance</li> <li>▪ Managing leisure : an international journal</li> <li>▪ Managing Service Quality</li> <li>▪ Manufacturing Case Study: FX Coughlin's Strategy-Aligned RTE Approach Accelerated Change</li> <li>▪ Manufacturing News Analysis: Nike Takes the Lead in Disclosure for Corporate Responsibility</li> <li>▪ Manufacturing Question &amp; Answer: In Declaring Microsoft Dead, Nicholas Carr Is Dead Wrong</li> </ul>	<ul style="list-style-type: none"> <li>▪ New political economy</li> <li>▪ New York Times Company SWOT Analysis</li> <li>▪ Nursing Research</li> <li>▪ OECD Bank Profitability Statistics</li> <li>▪ OECD Employment and Labour Market Statistics</li> <li>▪ OECD Institutional Investors Statistics</li> <li>▪ OECD International Development Statistics</li> <li>▪ OECD Journal on Budgeting</li> <li>▪ OECD Revenue Statistics of OECD Member Countries Database</li> <li>▪ OECD Services Statistics</li> <li>▪ Online Information Review</li> <li>▪ OR</li> <li>▪ Organizational dynamics</li> <li>▪ Oxford Review of Economic Policy</li> <li>▪ PARLINE Database</li> <li>▪ PC Magazine Online</li> <li>▪ Pharmacology &amp; Therapeutics</li> <li>▪ Philosophical books</li> <li>▪ Philosophy &amp; Social Criticism</li> <li>▪ Physica A</li> <li>▪ Political Database of the Americas</li> <li>▪ Political Risk Yearbook: Congo Country Forecast</li> <li>▪ Politics &amp; Society</li> <li>▪ Pollution Abstracts</li> <li>▪ Post-communist economies</li> <li>▪ Private Equity Week</li> <li>▪ Product News Network</li> <li>▪ Production and Operations Management</li> <li>▪ Progress in Tourism and Hospitality Research</li> <li>▪ Project MUSE</li> <li>▪ Psychological bulletin</li> <li>▪ Public Finance Quarterly</li> <li>▪ Quadratic Programming and Affine Variational Inequalities</li> <li>▪ Quantum Computation and Information</li> <li>▪ Rehabilitation Counseling Bulletin</li> </ul>

<ul style="list-style-type: none"> <li>▪ Market Research Library</li> <li>▪ Media Question &amp; Answer: RealNetworks' Harmony - Not So Harmonious With iTunes</li> <li>▪ Mental Retardation</li> <li>▪ Military Affairs</li> <li>▪ Modernism/Modernity</li> <li>▪ Multinational Enterprises, Foreign Direct Investment and Growth in Africa</li> <li>▪ Museum international</li> <li>▪ Music &amp; Computers</li> <li>▪ Music Education Research</li> <li>▪ National productivity review</li> <li>▪ Neurology</li> <li>▪ Neuron</li> <li>▪ Neuroscience Research</li> <li>▪ New Directions: Efficiency and Productivity</li> </ul>	<ul style="list-style-type: none"> <li>▪ Research and practice for persons with severe disabilities</li> <li>▪ Retail Research Report: Think Strategically About Retail Workforce Management</li> <li>▪ Retail Savings &amp; Investments Industry Profile: Europe</li> <li>▪ Retailing in the 21st Century</li> <li>▪ Retailing Today</li> <li>▪ Review of Accounting Studies</li> <li>▪ Review of agricultural economics</li> <li>▪ Review of Business</li> <li>▪ Review of development economics</li> <li>▪ Review of educational research</li> <li>▪ Review of international political economy : RIPE</li> <li>▪ Review of political economy</li> </ul>
<ul style="list-style-type: none"> <li>▪ Revue canadienne des sciences de l'administration = Canadian journal of administrative sciences</li> <li>▪ Revue d'Integration Europeenne. Journal of European Integration</li> <li>▪ Revue Economique</li> <li>▪ Rheumatology</li> <li>▪ Russian and East European finance and trade</li> <li>▪ S.A.M. advanced management journal</li> <li>▪ Science in Context</li> <li>▪ Small group research</li> <li>▪ Soft Real-Time Systems: Predictability vs. Efficiency</li> <li>▪ Source OECD</li> <li>▪ SourceOECD International Migration Statistics</li> <li>▪ South East European Journal of Economics &amp; Business (1840118X)</li> <li>▪ South Florida CEO</li> <li>▪ Space Policy</li> <li>▪ Studies in the Education of Adults</li> <li>▪ Surface Design Journal</li> <li>▪ Telos</li> <li>▪ The Accountant</li> <li>▪ The American Journal of Tax Policy</li> <li>▪ The American political science review (APSA)</li> <li>▪ The American psychologist</li> <li>▪ The American review of Soviet and Eastern European foreign trade</li> <li>▪ The anatomical record. Part A, discoveries in molecular, cellular, and evolutionary biology</li> <li>▪ The Annals of regional science</li> <li>▪ The Archaeology of Human Ancestry: Power, Sex and Tradition</li> <li>▪ The Archaeology of People: Dimensions of Neolithic Life</li> <li>▪ The Autism Spectrum Disorders Library</li> </ul>	<ul style="list-style-type: none"> <li>▪ The Internal Auditor : Journal of the Institute of Internal Auditors</li> <li>▪ The International Journal of Health Planning &amp; Management</li> <li>▪ The International Journal of Tourism Research</li> <li>▪ The International Trade Journal</li> <li>▪ The Internet journal of ophthalmology &amp; visual science</li> <li>▪ The Journal of Business Strategy</li> <li>▪ The journal of clinical endocrinology &amp; metabolism</li> <li>▪ The journal of consumer research</li> <li>▪ The Journal of elastomers and plastics</li> <li>▪ The Journal of Enterprise Information Management</li> <li>▪ The journal of human resources</li> <li>▪ The Journal of Management Development</li> <li>▪ The Journal of Military History</li> <li>▪ The journal of philosophy</li> <li>▪ The journal of politics</li> <li>▪ The Journal of Product &amp; Brand Management</li> <li>▪ The journal of product innovation management</li> <li>▪ The journal of the Operational Research Society</li> <li>▪ The journal of the Royal Anthropological Institute</li> <li>▪ The Journal of Vocational Education Research</li> <li>▪ The Lancet (British Edition)</li> <li>▪ The New York Times Almanac 2002</li> <li>▪ The New York Times Television Reviews 2000</li> <li>▪ The personnel and guidance journal</li> <li>▪ The review of economic studies</li> <li>▪ The Turkish online journal of distance education</li> <li>▪ The ultrasound review of obstetrics and</li> </ul>

<ul style="list-style-type: none"> <li>▪ The Banker (London)</li> <li>▪ The British accounting review</li> <li>▪ The British journal of educational psychology</li> <li>▪ The British journal of nutrition</li> <li>▪ The Canadian journal of economics. Revue Canadienne d'economie</li> <li>▪ The Changing World of Bali: Religion, Society and Tourism</li> <li>▪ The Credit World : The Official Organ of the Retail Credit Men's National Association</li> <li>▪ The Detrioter</li> <li>▪ The econometrics journal</li> <li>▪ The Economic history review</li> <li>▪ The economic record</li> <li>▪ The economics of transition</li> <li>▪ The European journal of finance</li> <li>▪ The FASEB journal : official publication of the Federation of American Societies for Experimental Biology</li> </ul>	<ul style="list-style-type: none"> <li>gynecology</li> <li>▪ The UNESCO courier</li> <li>▪ The World Bank</li> <li>▪ Times Union (Albany, NY)</li> <li>▪ Titan Corporation, The SWOT Analysis</li> <li>▪ Tourism and Hospitality: Planning &amp; Development</li> <li>▪ Tourism Review</li> <li>▪ Transition</li> <li>▪ Transition Report</li> <li>▪ U.S. Industry Quarterly Review: Retail, Wholesale Trade</li> <li>▪ UAE Business Forecast Report</li> <li>▪ Ulrich's Periodicals Directory</li> <li>▪ Undergraduate Algebra</li> <li>▪ Virology and AIDS Abstracts</li> <li>▪ Virtual journal of quantum information</li> <li>▪ Vocational Rehabilitation</li> <li>▪ War Crimes, Genocide and Crimes Against Humanity</li> <li>▪ West European Politics</li> </ul>
<ul style="list-style-type: none"> <li>▪ Wilson Library Bulletin</li> <li>▪ Women in Business</li> <li>▪ World policy journal</li> <li>▪ WTO Trade Statistics</li> <li>▪ WTO World Tourism Barometer</li> <li>▪ Yearbook of Tourism Statistics: extract</li> <li>▪ ΓΛΑΥΚΑ</li> <li>▪ Δελτίο Εκπαιδευτικής Αρθρογραφίας</li> <li>▪ Δημοσιεύσεις ΙΤΕ-ΙΠ</li> <li>▪ ΕΛΙΑΜΕΠ - Μονάδα Πληροφόρησης Διεθνών Σχέσεων</li> <li>▪ Επιλογή ισολογισμών</li> <li>▪ Ινστιτούτο Δημοκρατίας Κωνσταντίνος Καραμανλής (ΙΔΚΚ)</li> <li>▪ ΠΕΧΩΤΕΕ - Περιβάλλον, Χωροταξία, Νέες Τεχνολογίες, Ενέργεια</li> <li>▪ Συλλογικός Κατάλογος Περιοδικών</li> <li>▪ Φυτοπροστατευτικά</li> </ul>	



Table 23: Location by Purpose and User Status

Purpose of Use	The kind of user	N				% of N in Where she/he is located			
		In the Library	In the University, but not in the Library	Not in the university	Total	In the Library	In the University, but not in the Library	Not in the university	Total
<b>Funded Research</b>	Undergraduate Student	76	16	7	99	76.80%	16.20%	7.10%	100.00%
	Postgraduate Student	19	28	9	56	33.90%	50.00%	16.10%	100.00%
	Professor	5	7	1	13	38.50%	53.80%	7.70%	100.00%
	University Staff	2	1	2	5	40.00%	20.00%	40.00%	100.00%
	Other	3	15	9	27	11.10%	55.60%	33.30%	100.00%
	<b>Total</b>	<b>105</b>	<b>67</b>	<b>28</b>	<b>200</b>	<b>52.50%</b>	<b>33.50%</b>	<b>14.00%</b>	<b>100.00%</b>
<b>Non funded research</b>	Undergraduate Student	85	51	16	152	55.90%	33.60%	10.50%	100.00%
	Postgraduate Student	27	52	25	104	26.00%	50.00%	24.00%	100.00%
	Professor	10	66	29	105	9.50%	62.90%	27.60%	100.00%
	University Staff	13	6		19	68.40%	31.60%		100.00%
	Other	40	38	11	89	44.90%	42.70%	12.40%	100.00%
	<b>Total</b>	<b>175</b>	<b>213</b>	<b>81</b>	<b>469</b>	<b>37.30%</b>	<b>45.40%</b>	<b>17.30%</b>	<b>100.00%</b>
<b>Undergraduate or postgraduate dissertation</b>	Undergraduate Student	241	210	150	601	40.10%	34.90%	25.00%	100.00%
	Postgraduate Student	174	230	348	752	23.10%	30.60%	46.30%	100.00%
	Professor	10	4	4	18	55.60%	22.20%	22.20%	100.00%
	University Staff	4	14	1	19	21.10%	73.70%	5.30%	100.00%
	Other	19	3	13	35	54.30%	8.60%	37.10%	100.00%
	<b>Total</b>	<b>448</b>	<b>461</b>	<b>516</b>	<b>1425</b>	<b>31.40%</b>	<b>32.40%</b>	<b>36.20%</b>	<b>100.00%</b>
<b>Coursework</b>	Undergraduate Student	18	24	11	53	34.00%	45.30%	20.80%	100.00%
	Postgraduate Student	15	13	18	46	32.60%	28.30%	39.10%	100.00%
	Professor	2	5		7	28.60%	71.40%		100.00%
	University Staff	1	2	1	4	25.00%	50.00%	25.00%	100.00%

		N				% of N in Where she/he is located			
Purpose of Use	The kind of user	In the Library	In the University, but not in the Library	Not in the university	Total	In the Library	In the University, but not in the Library	Not in the university	Total
	Other			4	4			100.00%	100.00%
	<b>Total</b>	<b>36</b>	<b>44</b>	<b>34</b>	<b>114</b>	<b>31.60%</b>	<b>38.60%</b>	<b>29.80%</b>	<b>100.00%</b>
<b>Teaching</b>	Undergraduate Student	9	43	2	54	16.70%	79.60%	3.70%	100.00%
	Postgraduate Student	6	3	3	12	50.00%	25.00%	25.00%	100.00%
	Professor	16	21	5	42	38.10%	50.00%	11.90%	100.00%
	University Staff	6	15		21	28.60%	71.40%		100.00%
	Other	3	1	3	7	42.90%	14.30%	42.90%	100.00%
	<b>Total</b>	<b>40</b>	<b>83</b>	<b>13</b>	<b>136</b>	<b>29.40%</b>	<b>61.00%</b>	<b>9.60%</b>	<b>100.00%</b>
<b>Other Activities</b>	Undergraduate Student	10	20	19	49	20.40%	40.80%	38.80%	100.00%
	Postgraduate Student	9	17	21	47	19.10%	36.20%	44.70%	100.00%
	Professor		16	14	30		53.30%	46.70%	100.00%
	University Staff	170	14	1	185	91.90%	7.60%	0.50%	100.00%
	Other	55	14	70	139	39.60%	10.10%	50.40%	100.00%
	<b>Total</b>	<b>244</b>	<b>81</b>	<b>125</b>	<b>450</b>	<b>54.20%</b>	<b>18.00%</b>	<b>27.80%</b>	<b>100.00%</b>
<b>Total</b>	Undergraduate Student	439	364	205	1008	43.60%	36.10%	20.30%	100.00%
	Postgraduate Student	250	343	424	1017	24.60%	33.70%	41.70%	100.00%
	Professor	43	119	53	215	20.00%	55.30%	24.70%	100.00%
	University Staff	196	52	5	253	77.50%	20.60%	2.00%	100.00%
	Other	120	71	110	301	39.90%	23.60%	36.50%	100.00%
	<b>Total</b>	<b>1048</b>	<b>949</b>	<b>797</b>	<b>2794</b>	<b>37.50%</b>	<b>34.00%</b>	<b>28.50%</b>	<b>100.00%</b>

Table 24: Location by Department and User Status

The department she/he belongs	The kind of user	N				% of N in Where she/he is located			
		In the Library	In the University, but not in the Library	Not in the university	Total	In the Library	In the University, but not in the Library	Not in the university	Total
<b>Dept. Of Applied Informatics</b>	Undergraduate Student	92	87	50	229	40.20%	38.00%	21.80%	100.00%
	Postgraduate Student	29	50	17	96	30.20%	52.10%	17.70%	100.00%
	Professor	10	13	3	26	38.50%	50.00%	11.50%	100.00%
	University Staff	3	19		22	13.60%	86.40%		100.00%
	Other	3	1	1	5	60.00%	20.00%	20.00%	100.00%
	<b>Total</b>	<b>137</b>	<b>170</b>	<b>71</b>	<b>378</b>	<b>36.20%</b>	<b>45.00%</b>	<b>18.80%</b>	<b>100.00%</b>
<b>Dept. Of Economics</b>	Undergraduate Student	93	36	8	137	67.90%	26.30%	5.80%	100.00%
	Postgraduate Student	30	133	29	192	15.60%	69.30%	15.10%	100.00%
	Professor	5	36	7	48	10.40%	75.00%	14.60%	100.00%
	University Staff	2	1	1	4	50.00%	25.00%	25.00%	100.00%
	Other	12	29	12	53	22.60%	54.70%	22.60%	100.00%
	<b>Total</b>	<b>142</b>	<b>235</b>	<b>57</b>	<b>434</b>	<b>32.70%</b>	<b>54.10%</b>	<b>13.10%</b>	<b>100.00%</b>
<b>Dept. of Business Administration</b>	Undergraduate Student	43	26	36	105	41.00%	24.80%	34.30%	100.00%
	Postgraduate Student	89	69	174	332	26.80%	20.80%	52.40%	100.00%
	Professor	5	21	18	44	11.40%	47.70%	40.90%	100.00%
	University Staff	1	3	1	5	20.00%	60.00%	20.00%	100.00%
	Other	3	3	2	8	37.50%	37.50%	25.00%	100.00%
	<b>Total</b>	<b>141</b>	<b>122</b>	<b>231</b>	<b>494</b>	<b>28.50%</b>	<b>24.70%</b>	<b>46.80%</b>	<b>100.00%</b>
<b>Dept. of Accounting and Finance</b>	Undergraduate Student	19	41	21	81	23.50%	50.60%	25.90%	100.00%
	Postgraduate Student	19	18	115	152	12.50%	11.80%	75.70%	100.00%
	Professor	2	4	4	10	20.00%	40.00%	40.00%	100.00%
	University Staff		2	1	3		66.70%	33.30%	100.00%
	Other	3	3	2	8	37.50%	37.50%	25.00%	100.00%
	<b>Total</b>	<b>43</b>	<b>68</b>	<b>143</b>	<b>254</b>	<b>16.90%</b>	<b>26.80%</b>	<b>56.30%</b>	<b>100.00%</b>
<b>Dept. of International and European, Economic and Social Sciences</b>	Undergraduate Student	59	88	28	175	33.70%	50.30%	16.00%	100.00%
	Postgraduate Student	19	19	12	50	38.00%	38.00%	24.00%	100.00%
	Professor	16	12		28	57.10%	42.90%		100.00%
	University Staff		2	2	4		50.00%	50.00%	100.00%
	Other	5	6	11	22	22.70%	27.30%	50.00%	100.00%

The department she/he belongs	The kind of user	N				% of N in Where she/he is located			
		In the Library	In the University, but not in the Library	Not in the university	Total	In the Library	In the University, but not in the Library	Not in the university	Total
	<b>Total</b>	<b>99</b>	<b>127</b>	<b>53</b>	<b>279</b>	<b>35.50%</b>	<b>45.50%</b>	<b>19.00%</b>	<b>100.00%</b>
<b>Dept. Of Educational and Social Policy</b>	Undergraduate Student	39	66	19	124	31.50%	53.20%	15.30%	100.00%
	Postgraduate Student	58	48	69	175	33.10%	27.40%	39.40%	100.00%
	Professor	1	12	5	18	5.60%	66.70%	27.80%	100.00%
	University Staff	1	1		2	50.00%	50.00%		100.00%
	Other			9	9			100.00%	100.00%
	<b>Total</b>	<b>99</b>	<b>127</b>	<b>102</b>	<b>328</b>	<b>30.20%</b>	<b>38.70%</b>	<b>31.10%</b>	<b>100.00%</b>
<b>Dept. Of Balkan Slavonic and Oriental Studies</b>	Undergraduate Student	2	13	4	19	10.50%	68.40%	21.10%	100.00%
	Postgraduate Student		2	1	3		66.70%	33.30%	100.00%
	Professor	1	12		13	7.70%	92.30%		100.00%
	University Staff		3		3		100.00%		100.00%
	Other	2	11		13	15.40%	84.60%		100.00%
	<b>Total</b>	<b>5</b>	<b>41</b>	<b>5</b>	<b>51</b>	<b>9.80%</b>	<b>80.40%</b>	<b>9.80%</b>	<b>100.00%</b>
<b>Dept. Of Music Science and Art</b>	Undergraduate Student	18		4	22	81.80%		18.20%	100.00%
	Postgraduate Student		1	2	3		33.30%	66.70%	100.00%
	Professor		1	6	7		14.30%	85.70%	100.00%
	University Staff		4		4		100.00%		100.00%
	<b>Total</b>	<b>18</b>	<b>6</b>	<b>12</b>	<b>36</b>	<b>50.00%</b>	<b>16.70%</b>	<b>33.30%</b>	<b>100.00%</b>
<b>Dept. Of Technology Management</b>	Undergraduate Student	1		6	7	14.30%		85.70%	100.00%
	Postgraduate Student	3	1		4	75.00%	25.00%		100.00%
	Professor	1	2	10	13	7.70%	15.40%	76.90%	100.00%
	Other	2			2	100.00%			100.00%
	<b>Total</b>	<b>7</b>	<b>3</b>	<b>16</b>	<b>26</b>	<b>26.90%</b>	<b>11.50%</b>	<b>61.50%</b>	<b>100.00%</b>
<b>Dept. Of Marketing and Operations Management</b>	Undergraduate Student	62	6	27	95	65.30%	6.30%	28.40%	100.00%
	Postgraduate Student	2	1	3	6	33.30%	16.70%	50.00%	100.00%
	Professor	1	6		7	14.30%	85.70%		100.00%
	Other		10	2	12		83.30%	16.70%	100.00%
	<b>Total</b>	<b>65</b>	<b>23</b>	<b>32</b>	<b>120</b>	<b>54.20%</b>	<b>19.20%</b>	<b>26.70%</b>	<b>100.00%</b>
<b>Other (Library, registrars, etc)</b>	Undergraduate Student	11	1	2	14	78.60%	7.10%	14.30%	100.00%
	Postgraduate Student	1	1	2	4	25.00%	25.00%	50.00%	100.00%

The department she/he belongs	The kind of user	N				% of N in Where she/he is located			
		In the Library	In the University, but not in the Library	Not in the university	Total	In the Library	In the University, but not in the Library	Not in the university	Total
	Professor	1			1	100.00%			100.00%
	University Staff	189	17		206	91.70%	8.30%		100.00%
	Other	19	3	1	23	82.60%	13.00%	4.30%	100.00%
	<b>Total</b>	<b>221</b>	<b>22</b>	<b>5</b>	<b>248</b>	<b>89.10%</b>	<b>8.90%</b>	<b>2.00%</b>	<b>100.00%</b>
I am not a student, or an employee of the university	Other	71	5	70	146	48.60%	3.40%	47.90%	100.00%
	<b>Total</b>	<b>71</b>	<b>5</b>	<b>70</b>	<b>146</b>	<b>48.60%</b>	<b>3.40%</b>	<b>47.90%</b>	<b>100.00%</b>
<b>Total</b>	Undergraduate Student	439	364	205	1008	43.60%	36.10%	20.30%	100.00%
	Postgraduate Student	250	343	424	1017	24.60%	33.70%	41.70%	100.00%
	Professor	43	119	53	215	20.00%	55.30%	24.70%	100.00%
	University Staff	196	52	5	253	77.50%	20.60%	2.00%	100.00%
	Other	120	71	110	301	39.90%	23.60%	36.50%	100.00%
	<b>Total</b>	<b>1048</b>	<b>949</b>	<b>797</b>	<b>2794</b>	<b>37.50%</b>	<b>34.00%</b>	<b>28.50%</b>	<b>100.00%</b>

Table 25: Purpose by Department and User Status (User Count)

The department she/he belongs	The kind of user	N						
		The purpose of using this database						
		Funded Research	Non funded research	Undergraduate or postgraduate dissertation	Coursework	Teaching	Other Activities	Total
<b>Dept. Of Applied Informatics</b>	Undergraduate Student	42	36	86	18	34	13	229
	Postgraduate Student	22	19	47	4		4	96
	Professor	2	14	2	1	3	4	26
	University Staff		4	10		1	7	22
	Other	1	1	1			2	5
	<b>Total</b>	<b>67</b>	<b>74</b>	<b>146</b>	<b>23</b>	<b>38</b>	<b>30</b>	<b>378</b>
<b>Dept. Of Economics</b>	Undergraduate Student	25	54	40	8	2	8	137
	Postgraduate Student	15	42	113	3	3	16	192
	Professor	2	29	2		5	10	48
	University Staff	1	1		1		1	4
	Other	20	25	1		1	6	53
	<b>Total</b>	<b>63</b>	<b>151</b>	<b>156</b>	<b>12</b>	<b>11</b>	<b>41</b>	<b>434</b>
<b>Dept. of Business Administration</b>	Undergraduate Student	9	30	51	7	1	7	105
	Postgraduate Student	11	19	267	21	7	7	332
	Professor	3	25	4		2	10	44
	University Staff			4			1	5
	Other		4				4	8
	<b>Total</b>	<b>23</b>	<b>78</b>	<b>326</b>	<b>28</b>	<b>10</b>	<b>29</b>	<b>494</b>
<b>Dept. of Accounting and Finance</b>	Undergraduate Student		15	54	5	2	5	81
	Postgraduate Student	2	8	130	5		7	152
	Professor	2	5	2	1			10
	University Staff	1				1	1	3
	Other	1	1	5			1	8
	<b>Total</b>	<b>6</b>	<b>29</b>	<b>191</b>	<b>11</b>	<b>3</b>	<b>14</b>	<b>254</b>
<b>Dept. of International and European, Economic and Social Sciences</b>	Undergraduate Student	10	9	134	4	12	6	175
	Postgraduate Student	1	12	28	3	1	5	50
	Professor	1	7	3		15	2	28
	University Staff	1			1	1	1	4

		N						
		The purpose of using this database						
The department she/he belongs	The kind of user	Funded Research	Non funded research	Undergraduate or postgraduate dissertation	Coursework	Teaching	Other Activities	Total
	Other		6	3			13	22
	<b>Total</b>	<b>13</b>	<b>34</b>	<b>168</b>	<b>8</b>	<b>29</b>	<b>27</b>	<b>279</b>
<b>Dept. Of Educational and Social Policy</b>	Undergraduate Student		3	112	5	1	3	124
	Postgraduate Student	2	2	156	8		7	175
	Professor	2	4	1	2	6	3	18
	University Staff			1			1	2
	Other		1				8	9
	<b>Total</b>	<b>4</b>	<b>10</b>	<b>270</b>	<b>15</b>	<b>7</b>	<b>22</b>	<b>328</b>
<b>Dept. Of Balkan Slavonic and Oriental Studies</b>	Undergraduate Student		1	15	1		2	19
	Postgraduate Student		2	1				3
	Professor	1	4		1	7		13
	University Staff				1	1	1	3
	Other	1	6				6	13
	<b>Total</b>	<b>2</b>	<b>13</b>	<b>16</b>	<b>3</b>	<b>8</b>	<b>9</b>	<b>51</b>
<b>Dept. Of Music Science and Art</b>	Undergraduate Student		1	20		1		22
	Postgraduate Student			2	1			3
	Professor		4	2		1		7
	University Staff		3			1		4
	<b>Total</b>		<b>8</b>	<b>24</b>	<b>1</b>	<b>3</b>		<b>36</b>
<b>Dept. Of Technology Management</b>	Undergraduate Student	1	1	4			1	7
	Postgraduate Student	1		1	1	1		4
	Professor		10	1		2		13
	Other			1		1		2
	<b>Total</b>	<b>2</b>	<b>11</b>	<b>7</b>	<b>1</b>	<b>4</b>	<b>1</b>	<b>26</b>
<b>Dept. Of Marketing and Operations Management</b>	Undergraduate Student	1	1	84	5	1	3	95
	Postgraduate Student	2		4				6
	Professor		3	1	2		1	7
	Other		10	1	1			12
	<b>Total</b>	<b>3</b>	<b>14</b>	<b>90</b>	<b>8</b>	<b>1</b>	<b>4</b>	<b>120</b>
<b>Other (Library, registrars,</b>	Undergraduate Student	11	1	1			1	14

		N						
		The purpose of using this database						
The department she/he belongs	The kind of user	Funded Research	Non funded research	Undergraduate or postgraduate dissertation	Coursework	Teaching	Other Activities	Total
etc)	Postgraduate Student			3			1	4
	Professor					1		1
	University Staff	2	11	4	1	16	172	206
	Other		2			2	19	23
	<b>Total</b>	<b>13</b>	<b>14</b>	<b>8</b>	<b>1</b>	<b>19</b>	<b>193</b>	<b>248</b>
I am not a student, or an employee of the university	Other	4	33	23	3	3	80	146
	<b>Total</b>	<b>4</b>	<b>33</b>	<b>23</b>	<b>3</b>	<b>3</b>	<b>80</b>	<b>146</b>
<b>Total</b>	Undergraduate Student	99	152	601	53	54	49	1008
	Postgraduate Student	56	104	752	46	12	47	1017
	Professor	13	105	18	7	42	30	215
	University Staff	5	19	19	4	21	185	253
	Other	27	89	35	4	7	139	301
	<b>Total</b>	<b>200</b>	<b>469</b>	<b>1425</b>	<b>114</b>	<b>136</b>	<b>450</b>	<b>2794</b>



Table 26: Purpose by Department and User Status (Percentages)

		% of N in The purpose of using this database						
		The purpose of using this database						
The department she/he belongs	The kind of user	Funded Research	Non funded research	Undergraduate or postgraduate dissertation	Coursework	Teaching	Other Activities	Total
<b>Dept. Of Applied Informatics</b>	Undergraduate Student	18.30%	15.70%	37.60%	7.90%	14.80%	5.70%	100.00%
	Postgraduate Student	22.90%	19.80%	49.00%	4.20%		4.20%	100.00%
	Professor	7.70%	53.80%	7.70%	3.80%	11.50%	15.40%	100.00%
	University Staff		18.20%	45.50%		4.50%	31.80%	100.00%
	Other	20.00%	20.00%	20.00%			40.00%	100.00%
	<b>Total</b>	<b>17.70%</b>	<b>19.60%</b>	<b>38.60%</b>	<b>6.10%</b>	<b>10.10%</b>	<b>7.90%</b>	<b>100.00%</b>
<b>Dept. Of Economics</b>	Undergraduate Student	18.20%	39.40%	29.20%	5.80%	1.50%	5.80%	100.00%
	Postgraduate Student	7.80%	21.90%	58.90%	1.60%	1.60%	8.30%	100.00%
	Professor	4.20%	60.40%	4.20%		10.40%	20.80%	100.00%
	University Staff	25.00%	25.00%		25.00%		25.00%	100.00%
	Other	37.70%	47.20%	1.90%		1.90%	11.30%	100.00%
	<b>Total</b>	<b>14.50%</b>	<b>34.80%</b>	<b>35.90%</b>	<b>2.80%</b>	<b>2.50%</b>	<b>9.40%</b>	<b>100.00%</b>
<b>Dept. of Business Administration</b>	Undergraduate Student	8.60%	28.60%	48.60%	6.70%	1.00%	6.70%	100.00%
	Postgraduate Student	3.30%	5.70%	80.40%	6.30%	2.10%	2.10%	100.00%
	Professor	6.80%	56.80%	9.10%		4.50%	22.70%	100.00%
	University Staff			80.00%			20.00%	100.00%
	Other		50.00%				50.00%	100.00%
	<b>Total</b>	<b>4.70%</b>	<b>15.80%</b>	<b>66.00%</b>	<b>5.70%</b>	<b>2.00%</b>	<b>5.90%</b>	<b>100.00%</b>
<b>Dept. of Accounting and Finance</b>	Undergraduate Student		18.50%	66.70%	6.20%	2.50%	6.20%	100.00%
	Postgraduate Student	1.30%	5.30%	85.50%	3.30%		4.60%	100.00%
	Professor	20.00%	50.00%	20.00%	10.00%			100.00%
	University Staff	33.30%				33.30%	33.30%	100.00%
	Other	12.50%	12.50%	62.50%			12.50%	100.00%
	<b>Total</b>	<b>2.40%</b>	<b>11.40%</b>	<b>75.20%</b>	<b>4.30%</b>	<b>1.20%</b>	<b>5.50%</b>	<b>100.00%</b>
<b>Dept. of International and European, Economic and Social Sciences</b>	Undergraduate Student	5.70%	5.10%	76.60%	2.30%	6.90%	3.40%	100.00%
	Postgraduate Student	2.00%	24.00%	56.00%	6.00%	2.00%	10.00%	100.00%
	Professor	3.60%	25.00%	10.70%		53.60%	7.10%	100.00%
	University Staff	25.00%			25.00%	25.00%	25.00%	100.00%

		% of N in The purpose of using this database						
		The purpose of using this database						
The department she/he belongs	The kind of user	Funded Research	Non funded research	Undergraduate or postgraduate dissertation	Coursework	Teaching	Other Activities	Total
	Other		27.30%	13.60%			59.10%	100.00%
	<b>Total</b>	<b>4.70%</b>	<b>12.20%</b>	<b>60.20%</b>	<b>2.90%</b>	<b>10.40%</b>	<b>9.70%</b>	<b>100.00%</b>
<b>Dept. Of Educational and Social Policy</b>	Undergraduate Student		2.40%	90.30%	4.00%	0.80%	2.40%	100.00%
	Postgraduate Student	1.10%	1.10%	89.10%	4.60%		4.00%	100.00%
	Professor	11.10%	22.20%	5.60%	11.10%	33.30%	16.70%	100.00%
	University Staff			50.00%			50.00%	100.00%
	Other		11.10%				88.90%	100.00%
	<b>Total</b>	<b>1.20%</b>	<b>3.00%</b>	<b>82.30%</b>	<b>4.60%</b>	<b>2.10%</b>	<b>6.70%</b>	<b>100.00%</b>
<b>Dept. Of Balkan Slavonic and Oriental Studies</b>	Undergraduate Student		5.30%	78.90%	5.30%		10.50%	100.00%
	Postgraduate Student		66.70%	33.30%				100.00%
	Professor	7.70%	30.80%		7.70%	53.80%		100.00%
	University Staff				33.30%	33.30%	33.30%	100.00%
	Other	7.70%	46.20%				46.20%	100.00%
	<b>Total</b>	<b>3.90%</b>	<b>25.50%</b>	<b>31.40%</b>	<b>5.90%</b>	<b>15.70%</b>	<b>17.60%</b>	<b>100.00%</b>
<b>Dept. Of Music Science and Art</b>	Undergraduate Student		4.50%	90.90%		4.50%		100.00%
	Postgraduate Student			66.70%	33.30%			100.00%
	Professor		57.10%	28.60%		14.30%		100.00%
	University Staff		75.00%			25.00%		100.00%
	<b>Total</b>		<b>22.20%</b>	<b>66.70%</b>	<b>2.80%</b>	<b>8.30%</b>		<b>100.00%</b>
<b>Dept. Of Technology Management</b>	Undergraduate Student	14.30%	14.30%	57.10%			14.30%	100.00%
	Postgraduate Student	25.00%		25.00%	25.00%	25.00%		100.00%
	Professor		76.90%	7.70%		15.40%		100.00%
	Other			50.00%		50.00%		100.00%
	<b>Total</b>	<b>7.70%</b>	<b>42.30%</b>	<b>26.90%</b>	<b>3.80%</b>	<b>15.40%</b>	<b>3.80%</b>	<b>100.00%</b>
<b>Dept. Of Marketing and Operations Management</b>	Undergraduate Student	1.10%	1.10%	88.40%	5.30%	1.10%	3.20%	100.00%
	Postgraduate Student	33.30%		66.70%				100.00%
	Professor		42.90%	14.30%	28.60%		14.30%	100.00%
	Other		83.30%	8.30%	8.30%			100.00%
	<b>Total</b>	<b>2.50%</b>	<b>11.70%</b>	<b>75.00%</b>	<b>6.70%</b>	<b>0.80%</b>	<b>3.30%</b>	<b>100.00%</b>
<b>Other (Library, registrars,</b>	Undergraduate Student	78.60%	7.10%	7.10%			7.10%	100.00%

		% of N in The purpose of using this database						
		The purpose of using this database						
The department she/he belongs	The kind of user	Funded Research	Non funded research	Undergraduate or postgraduate dissertation	Coursework	Teaching	Other Activities	Total
etc)	Postgraduate Student			75.00%			25.00%	100.00%
	Professor					100.00%		100.00%
	University Staff	1.00%	5.30%	1.90%	0.50%	7.80%	83.50%	100.00%
	Other		8.70%			8.70%	82.60%	100.00%
	<b>Total</b>	<b>5.20%</b>	<b>5.60%</b>	<b>3.20%</b>	<b>0.40%</b>	<b>7.70%</b>	<b>77.80%</b>	<b>100.00%</b>
I am not a student, or an employee of the university	Other	2.70%	22.60%	15.80%	2.10%	2.10%	54.80%	100.00%
	<b>Total</b>	<b>2.70%</b>	<b>22.60%</b>	<b>15.80%</b>	<b>2.10%</b>	<b>2.10%</b>	<b>54.80%</b>	<b>100.00%</b>
<b>Total</b>	Undergraduate Student	9.80%	15.10%	59.60%	5.30%	5.40%	4.90%	100.00%
	Postgraduate Student	5.50%	10.20%	73.90%	4.50%	1.20%	4.60%	100.00%
	Professor	6.00%	48.80%	8.40%	3.30%	19.50%	14.00%	100.00%
	University Staff	2.00%	7.50%	7.50%	1.60%	8.30%	73.10%	100.00%
	Other	9.00%	29.60%	11.60%	1.30%	2.30%	46.20%	100.00%
	<b>Total</b>	<b>7.20%</b>	<b>16.80%</b>	<b>51.00%</b>	<b>4.10%</b>	<b>4.90%</b>	<b>16.10%</b>	<b>100.00%</b>







**Association of Research Libraries  
21 Dupont Circle NW  
Suite 800  
Washington, DC 20036  
Phone 202-296-2296  
Fax 202-872-0884**

**<http://www.minesforlibraries.org>**

**Copyright © 2008 Association of Research Libraries**